

European Union



Official Title

General Information:

| | | | |
|-------------------------|--|-----------------------------|-----|
| Capital | Brus., Stras., Lux. | | |
| Total Area | 4,422,773 km ² | Population (million) | n/a |
| Currency | 1 CAN\$= | 0.73 EURO (EUR)(2011) | |
| National Holiday | May 9 (Schuman Day) | | |
| Language(s) | 23 official, 3 working: English, French and German | | |

Political Information:

Type of State Union of member states

Type of Government

Institutions: European Council, Council, European Commission, European Parliament, Court of Justice, European Court of Auditors

Rotating EU Presidency: Denmark - January 1 - June 30, 2012, Cyprus - July 1 - December 31, 2012.

Head of State President Euro. Council Herman Van Rompuy

Head of Government

President Euro. Comm. José Manuel Durão Barroso

Ministers High Representative of the Union for Foreign Affairs and Security Policy: Catherine Ashton
Commissioner for Trade, Karel De Gucht

Main Political Parties

Seat distribution: (European Parliament) Group of the European People's Party 265 Group of the Progressive Alliance of Socialists and Democrats in the European Parliament 184, Group of the Alliance of Liberals and Democrats for Europe 84, Group of the Greens/European Free Alliance 55, European Conservatives and Reformists Group 54, Confederal Group of the European United Left / Nordic Green Left 35, Europe of Freedom and Democracy 32, Non-attached 27

Elections European Parliament: 754 members (5 year terms) on 4-7 June 2009 (To become 751 at next elections)

Economic Information: (2011)

IMF/Statistics Canada

| | European Union | Canada |
|-----------------------------|----------------|-------------|
| GDP: (billion) | \$17,385.55 | \$1,717.88 |
| GDP per capita: | n/a | \$49,884.20 |
| GDP Growth rate: (%) | 1.618 | 2.46 |
| Inflation: (%) | 3.074 | 2.89 |
| Unemployment: (%) | n/a | 7.467 |

Trade and investment: (2011)

Statistics Canada

| | |
|---|---------------------|
| Canadian Exports: | \$40,077,501,316 |
| Canadian Imports: | \$52,045,815,206 |
| Foreign Direct Investment in Canada | \$160,668 (million) |
| Canadian Direct Investment to European Union | \$172,522 (million) |

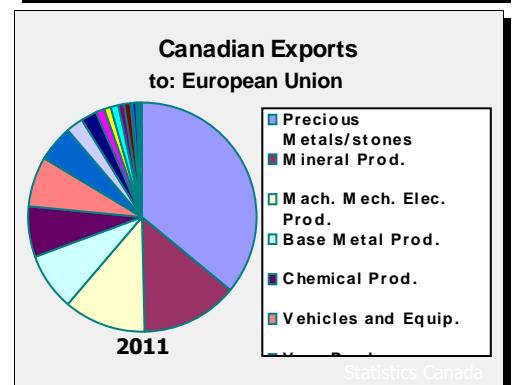
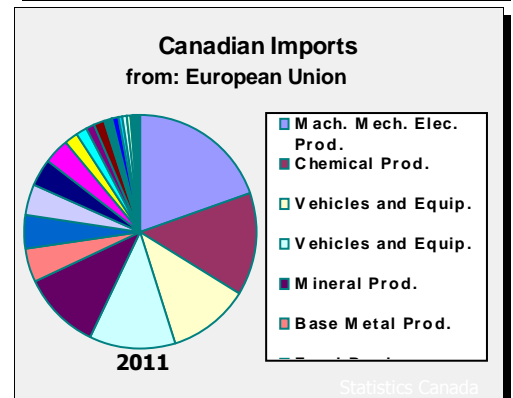
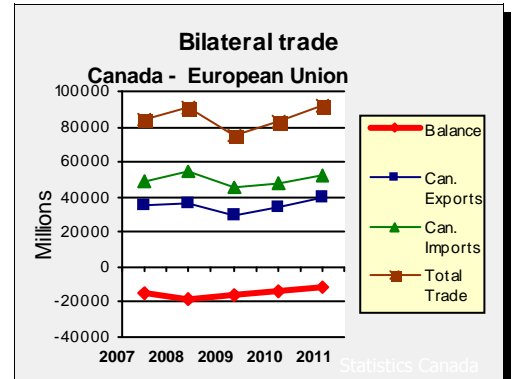
Representation:

Foreign Representation in Canada

Ambassador Matthias Brinkmann

Canadian Representation Abroad

Ambassador David Plunkett



Sources:
Statistics/Industry Canada
<http://www.ic.gc.ca/eic/site/tdo-dcd.nsf/eng/Home>
IMF
<http://www.imf.org/external/data.htm>



May 2012



international.gc.ca