

Netherlands



Official Title: Kingdom of the Netherlands

General Information:

Capital	Amsterdam	Population (million) 17.23
Total Area	41,526 km ²	
Currency	1 CAN\$=0.68 EURO (EUR) (2019 - Annual average)	
National Holiday	April 27, King's day	
Language(s)	Dutch, Frisian	

Political Information:

Type of State Constitutional monarchy

Type of Government

Type of Government Parliamentary democracy. Bicameral parliament called the States General (Parliament) with a 75-seat First Chamber (Senate) and a 150-seat Second Chamber (House of Representatives). Prime Minister appointed by the monarch. Council of Ministers appointed by the monarch on advice from the Prime Minister. Administrative divisions: 12 provinces. Governing coalition: People's Party for Freedom and Democracy (VVD), Democrats '66 (D66), the Christian Democratic Appeal (CDA) and the Christian Union (CU).



Head of State

H.M. King
Willem-Alexander (Accession 2013)

Head of Government

Prime Minister
Mark Rutte

Ministers: Foreign Affairs: Stef Blok (VVD)
Foreign Trade and Development Cooperation: Sigrid Kaag (D66)
Economic Affairs: Eric Wiebes (VVD)

Main Political Parties

People's Party for Freedom and Democracy (Liberal) (VVD); Labour Party (PvdA); Socialist Party (SP); Christian Democratic Appeal (CDA); Party for Freedom (PVV); Democrats 66 (D66); Christian Union (CU); Green Left (GL); Forum for Democracy (FvD)

Second Chamber of the States General: VVD (32), PVV (20), CDA (19), D66 (19), GL (14), SP (14), PvdA (9), CU (5), Other (18)

First Chamber of the States General (Senate): VVD (12), FvD (10), CDA (9), GL (8), D66 (7), PvdA (6), PVV (5), CU (4), SP (4), Other (10)

Elections: Last: March 2017. Next: No later than March 17, 2021.

Economic Information: (2019)

IMF (estimates)

	Netherlands	Canada
GDP: (billion)	\$1,187.31	\$2,277.52
GDP per capita:	\$68,905.06	\$60,806.37
GDP Growth rate: (%)	1.81	1.64
Inflation: (%)	2.67	1.95
Unemployment: (%)	3.39	5.67

Product Trade and Investment: (2019)

Statistics Canada

Canadian Exports:	\$5,181,272,035
Canadian Imports:	\$4,660,143,254
Foreign Direct Investment in Canada	\$123,861 (million)
Canadian Direct Investment in country	\$35,935 (million)

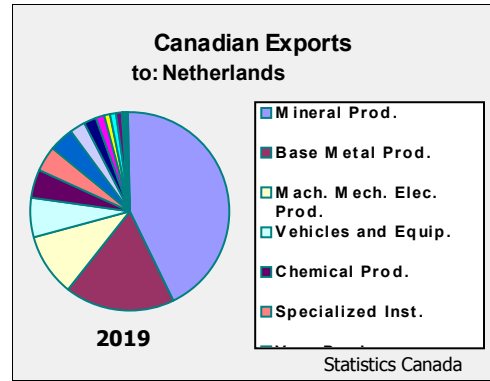
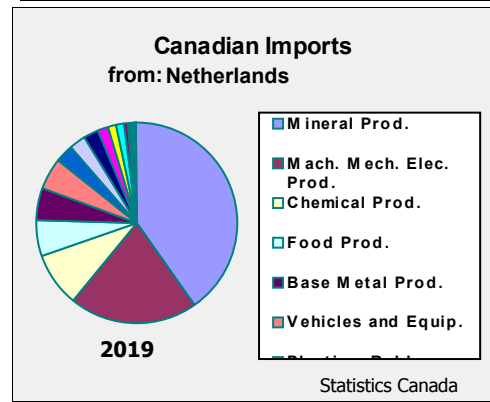
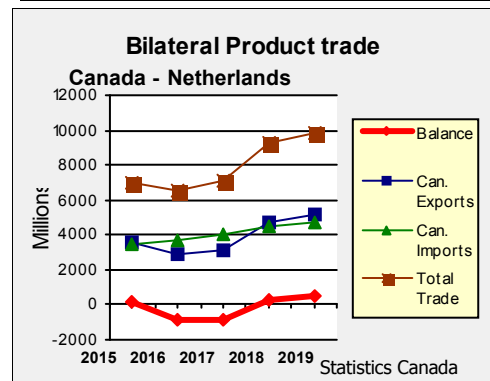
Representation:

Foreign Representation in Canada

Ambassador-designate Goverdina Christina Ines Coppoolse

Canadian Representation Abroad

Ambassador Lisa Helfand



Sources:
Statistics/Industry Canada
<http://strategis.ic.gc.ca/eic/site/tdo-dcd.nsf/eng/Home>
IMF
<http://www.imf.org/external/ns/cs.aspx?id=28>

November 2020



www.international.gc.ca