

# Switzerland



**Official Title:** Swiss Confederation

## General Information:

<b>Capital</b>	Bern	<b>Population (million)</b> 8.61
<b>Total Area</b>	41,290 km²	
<b>Currency</b>	1 CAN\$=0.697 Swiss franc (CHF) (2020 - Annual average)	
<b>National Holiday</b>	August 1, Confederation day	
<b>Language(s)</b>	German, French, Italian, Romansch	

## Political Information:

**Type of State** Confederation

### Type of Government

Parliamentary democracy. Bicameral Federal Assembly with a 46-seat Council of States (Ständerat) (upper house) and a 200-seat National Council (Nationalrat). The Federal Council (cabinet) consists of seven members elected by the Federal Assembly (both Houses) and elects the president for a one year term. The President of the Federal Council is both Head of State and of Government. Administrative divisions: 26 cantons. Governing coalition: Social Democrats (SP), Liberal Democratic Party (FDP), Swiss People's Party (SVP), Christian Democratic People's Party (CVP).

### Head of State

President  
Simonetta Sommaruga

### Head of Government

President  
Simonetta Sommaruga

**Ministers:** Foreign Affairs: Ignazio Cassis (FDP)  
Finance: Ueli Maurer (SVP)  
Economic Affairs: Guy Parmelin (SVP)

### Main Political Parties

Swiss People's Party (SVP), Social Democrats (SP), Christian Democratic People's Party (CVP), Liberal Democratic Party (FDP), Green Party (Grünen), Conservative Democratic Party (BDP), Green Liberal Party (GLP).

National Council: SVP (53); SP (39); FDP (29); Grünen (28); CVP (25); GLP (16); BDP (3); other parties (7) Council of States: CVP (13); SD (12); FDP (13); SVP (5); Grünen (1); CDP (1); other parties (1)

**Elections:** Members of Council of States and of the National Council (4 year terms). Next in 2023.

## Economic Information: (2020)

IMF (estimates)

	Switzerland	Canada
<b>GDP: (billion)</b>	\$983.46	\$2,162.38
<b>GDP per capita:</b>	\$114,275.62	\$56,945.03
<b>GDP Growth rate: (%)</b>	-2.98	-5.40
<b>Inflation: (%)</b>	-0.73	0.72
<b>Unemployment: (%)</b>	3.14	9.60

## Product Trade and Investment: (2020)

Statistics Canada

<b>Canadian Exports:</b>	\$1,798,451,102
<b>Canadian Imports:</b>	\$5,882,739,142
<b>Foreign Direct Investment in Canada</b>	\$50,521 (million)
<b>Canadian Direct Investment in country</b>	\$4,451 (million)

## Representation:

### Foreign Representation in Canada

Ambassador Salome Meyer

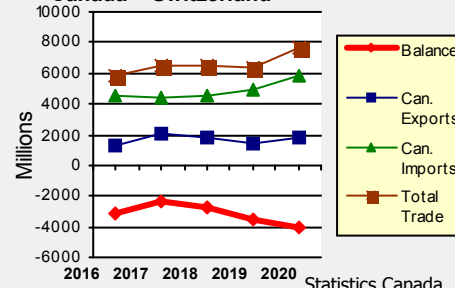
### Canadian Representation Abroad

Ambassador Susan Bincoletto

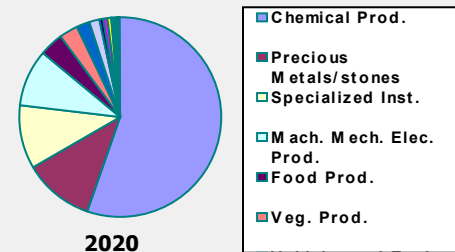


## Bilateral Product trade

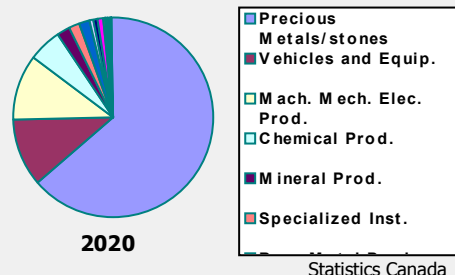
### Canada - Switzerland



## Canadian Imports from: Switzerland



## Canadian Exports to: Switzerland



Sources:

Statistics/Industry Canada

<http://strategis.ic.gc.ca/eic/site/tido-dcd.nsf/eng/Home>

IMF

<http://www.imf.org/external/ns/cs.aspx?id=28>

May 2021



[www.international.gc.ca](http://www.international.gc.ca)

HTML version: [https://www.international.gc.ca/country-pays/fact\\_sheet-fiche\\_documentaire/switzerland-suisse.aspx?lang=eng](https://www.international.gc.ca/country-pays/fact_sheet-fiche_documentaire/switzerland-suisse.aspx?lang=eng)