

# Uruguay

**Official Title:** Eastern Republic of Uruguay



## General Information:

<b>Capital</b>	Montevideo	<b>Population (million)</b>	3.519
<b>Total Area</b>	176,220 km <sup>2</sup>		
<b>Currency</b>	1 CAN\$=31.366 Pesos (UYU) (2020 - Annual average)		
<b>National Holiday</b>	August 25 – Independence Day		
<b>Language(s)</b>	Spanish		

## Political Information:

**Type of State** Constitutional Republic

### Type of Government

Presidential. The President and Vice-President are elected on the same ticket, by popular vote for five years. They cannot serve consecutive terms. The bicameral General Assembly consists of the Chamber of Deputies (99 members) and the Chamber of Senators (31 members). Elections are held every five years, with representatives elected based on proportionate representation, except for one seat in the Senate which is held by the Vice-President who presides over the body. Uruguay has 19 departments (provinces).

### Head of State

President  
Luis Alberto Lacalle Pou

### Head of Government

President  
Luis Alberto Lacalle Pou

**Ministers:** Vice-president: Beatriz Argimón  
Foreign Affairs: Francisco Bustillo  
Economy and Finance: Azucena Arbeleche

### Main Political Parties

Frente Amplio (FA) - 42 deputies, 13 senators;  
Partido Nacional (PN) - 30 deputies, 10 senators (plus Vice President who presides over the Senate);  
Partido Colorado (PC) - 13 deputies, 4 senators;  
Cabildo Abierto (CA) - 11 deputies, 3 senators;  
Partido Independiente (PI) - 1 deputies, 0s senators;  
Unidad Popular (UP) - 1 deputy  
Partido Ecologista Radical Intransigente (PERI) - 1 deputy

**Elections:** Presidential and Legislative to be held in October 2025.

## Economic Information: (2019) IMF (estimates)

	Uruguay	Canada
<b>GDP: (billion)</b>	\$78.84	\$2,277.52
<b>GDP per capita:</b>	\$22,406.91	\$60,806.37
<b>GDP Growth rate: (%)</b>	0.22	1.64
<b>Inflation: (%)</b>	7.88	1.95
<b>Unemployment: (%)</b>	9.42	5.67

## Product Trade and Investment: (2020) Statistics Canada

<b>Canadian Exports:</b>	\$65,260,955
<b>Canadian Imports:</b>	\$117,128,906
<b>Foreign Direct Investment in Canada (2019)</b>	-\$26 (million)
<b>Canadian Direct Investment in country (2019)</b>	\$1,011 (million)

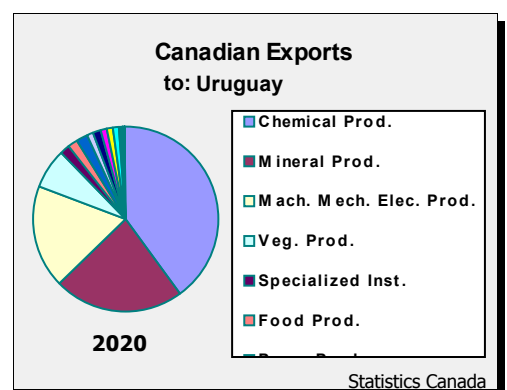
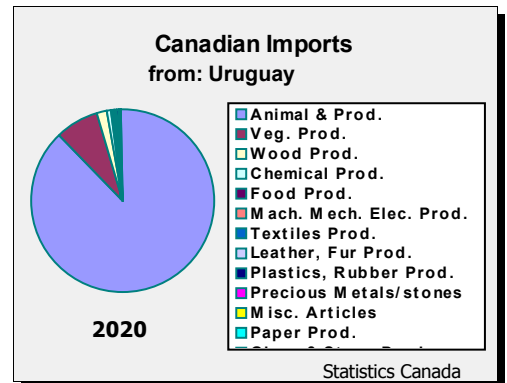
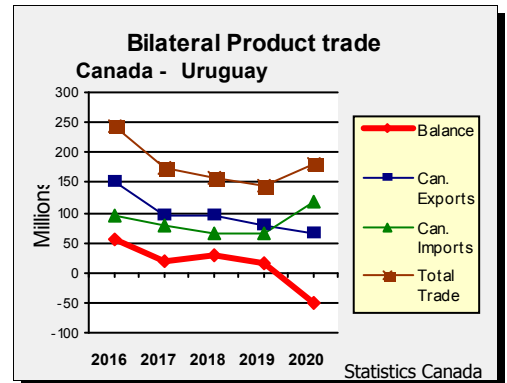
## Representation:

### Foreign Representation in Canada

Ambassador Martín Alejandro Vidal Delgado

### Canadian Representation Abroad

Ambassador Joanne Frappier



Sources:  
Statistics/Industry Canada  
<http://strategis.ic.gc.ca/eic/site/tdo-dcd.nsf/eng/Home>  
IMF  
<http://www.imf.org/external/ns/cs.aspx?id=28>

