STATISTICAL REPORT

ON INTERNATIONAL ASSISTANCE

Fiscal Year 2020-2021

ISSN 2293-4642

Canada

Photo description: A girl learns to count on her fingers. Primary School (Ampandrianakilandy).

Credit: UNICEF Madagascar/2014/Ramasomanana

Learn more: http://www.globalpartnership.org/country/madagascar

Cette publication est aussi disponible en français sous le titre : *Rapport statistique sur l'aide internationale – Exercice 2020-2021*

Information contained in this publication or product may be reproduced, in part or in whole, and by any means, for personal or public non-commercial purposes without charge or further permission, unless otherwise specified. Commercial reproduction and distribution are prohibited except with written permission from Global Affairs Canada.

For more information, contact:

Global Affairs Canada
125 Sussex Drive
Ottawa ON K1A 0G2
Canada

Telephone:
1-800-267-8376 (toll-free in Canada)
613-944-4000 (in the National Capital Region and outside Canada)

If you are deaf or hard of hearing, or if you have a speech impediment and use a text telephone, you can access the TTY service from 9 a.m. to 5 p.m. Eastern Time by calling 613-944-9136 (in Canada only)

Website: www.international.gc.ca
Email: info@international.gc.ca

© Her Majesty the Queen in Right of Canada, as represented by the Minister of International Development, 2022.

Cat. No. CD2-4E-PDF

ISBN 2293-4642 (PDF)

CONTENTS

1. INTRODUCTION

About this report 1

Scope of international assistance statistics 2

Canada's international assistance by department or source 3

Canada uses a whole-of-government approach to deliver effective results through international assistance 4

Geographic distribution of Canada's international assistance 5

Responding quickly and effectively to international humanitarian crises 7

Total official support for sustainable development: A new statistical measure for the Sustainable Development Goals era 8

Spotlight on development data: COVID-19 9

2. STATISTICAL TABLES

[Section A] Canadian International Assistance

A International Assistance by Government Source and Channel 10

[Section B] Canadian International Assistance by Sector Category 11

B1 Canadian International Assistance by Sector 12

B2 Humanitarian Assistance by Country or Organization 17

[Section C] Canadian International Assistance by Recipient Organization

C1 Summary of Global Affairs Canada's International Assistance by Type of Organization 19

C2 International Assistance by Multilateral Organization 20

[Section D] Canadian International Assistance by Recipient

Geographic distribution of Canada's Total International Assistance 22

D1 International Assistance by Channel and Continent 23

D1.1 Total International Assistance by Recipient and Type of Aid 25

Geographic distribution of Canada's Bilateral International Assistance 28

D2 Bilateral International Assistance 29

Geographic distribution of Canada's Multilateral International Assistance 33

D3 Multilateral International Assistance 34

3. APPENDICES

Appendix 1 – Reflows from repayable contributions and loans 37

Appendix 2 – Other bilateral official flows by recipient 38

Appendix 3 – Acronyms 40

Appendix 4 – Glossary 41

ABOUT THIS REPORT

In accordance with the *Official Development Assistance Accountability Act* (ODAAA or the act), the Minister of International Development is required to issue the following key reports on behalf of the Government of Canada within 1 year after the end of each fiscal year:

- *Report to Parliament on the Government of Canada's International Assistance*, which is tabled in Parliament
- *Statistical Report on International Assistance*

The *Statistical Report on International Assistance* is produced on an annual basis to further enhance the efficiency and accountability of Canada's international assistance. This report covers the reporting period from April 1, 2020, to March 31, 2021 (fiscal year 2020 to 2021). It is complementary to the *Report to Parliament on the Government of Canada's International Assistance* 2020 to 2021. As one of the two annual reports legislated by the act, this report provides a single source for international assistance expenditure statistics, including official development assistance (ODA) and other official assistance, for Canada as a whole.

UNDERSTANDING THIS REPORT

This report is presented on an expenditures basis and uses international standards that facilitate historical comparison of Canada's ODA as well as comparison with reports from other international assistance donors. Expenditures are counted when the payment is recorded in the accounting systems, with the understanding that organizations receiving Canadian funding would use it over the length of the project. Repayments of loans previously extended to developing countries are shown for information purposes (see Appendix 1). Certain costs (e.g. refugee resettlement costs) are calculated based on agreed-upon international standards. Such standards are regularly revised in forums such as the Development Assistance Committee of the Organisation for Economic Co-operation and Development (OECD-DAC).

TRANSPARENCY AND ACCOUNTABILITY

The Government of Canada is committed to ensuring that information on its international assistance funding is open and transparent.

Reports prepared in accordance with the ODAAA are available at *Official Development Assistance Accountability Act*. To further enhance the efficiency and accountability of Canada's international assistance, Global Affairs Canada also provides links to Canadian international development statistical data on the Open Government Portal.

In addition, Global Affairs Canada provides detailed information on its international assistance projects on Project Browser. This information is also published daily in accordance with the standard of the International Aid Transparency Initiative (IATI), of which Canada is a member.

Finance Canada and the International Development Research Centre also publish data in accordance with the IATI standard.

SCOPE OF INTERNATIONAL ASSISTANCE STATISTICS

Total Official Support for Sustainable Development (TOSSD) is defined as encompassing all officially supported resource flows to promote sustainable development in developing countries, support development enablers and address global challenges at regional or global levels. As such, it includes almost all reported international assistance. TOSSD also includes private resources mobilized by the official sector (e.g. through public-private partnerships).

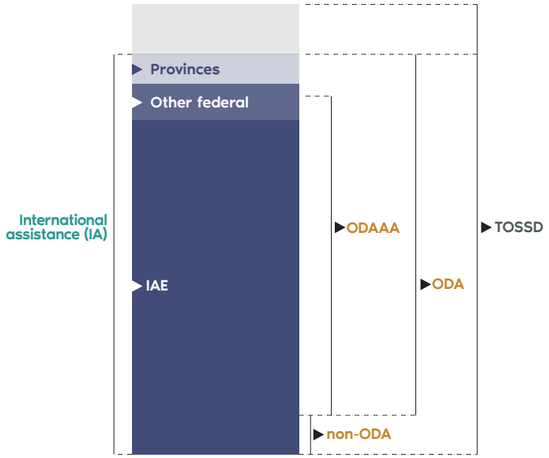

International assistance (IA) includes all financial resources and activities provided by Canadian governments (federal, provincial or municipal) to support economic, environmental, social and political development in other (primarily developing) countries.

The International Assistance Envelope (IAE) is a dedicated, whole-of-government pool of resources for international assistance. The International Assistance Envelope (IAE) funds the majority of Canada's international assistance. Most of the activities funded by the IAE qualify as Official Development Assistance (ODA) and comply with the requirements of Canada's Official Development Assistance Accountability Act.

Non-ODA eligible activities funded by the International Assistance Envelope include, for example, security, conflict prevention, stabilization or peacebuilding initiatives that do not meet ODA eligibility due to country eligibility or activity type.

In 2020-21, the IAE funded 91% of Canada's international assistance.

Official Development Assistance (ODA) represents the vast majority of Canada's international assistance. Canada accepts two definitions of ODA:

1. ODA as defined by the Development Assistance Committee of the Organization for Economic Co-operation and Development. It defines ODA as flows to countries and territories on the DAC list of ODA recipients and to multilateral institutions. Funding must be provided by official agencies, including state and local governments, or by their executive agencies. Each transaction is administered with the promotion of the economic development and welfare of developing countries as its main objective and/or is concessional in character.
2. ODA, as defined by Canada's ODAAA, is used in Government of Canada publications. Canada's ODAAA spending is compatible with the OECD-DAC definition above, but in addition must meet the 3 criteria set out in subsection 4.1 of the act: a) contribute to poverty reduction, b) take into account the perspectives of the poor, and c) be consistent with international human rights standards. International assistance to alleviate the effects of a disaster or other emergencies is also counted as ODA under the act.

CANADA'S INTERNATIONAL ASSISTANCE

BY DEPARTMENT OR SOURCE

FIGURES IN $ MILLIONS

DEPARTMENT/SOURCE	INTERNATIONAL ASSISTANCE	OF WHICH		
		PROGRAMS FUNDED BY THE IAE	ODA: ODAAA	ODA: OECD-DAC*
DEPARTMENTS REPORTING UNDER THE ODAAA				
Global Affairs Canada	6,970.27	6,954.15	6,846.08	6,846.08
Department of Finance Canada	511.50	511.50	503.95	503.95
Immigration, Refugees and Citizenship Canada**	354.49	-	354.49	354.49
International Development Research Centre	152.74	152.74	150.79	150.79
Environment and Climate Change Canada	17.17	9.46	15.30	15.30
Royal Canadian Mounted Police	14.14	14.14	14.14	14.14
Canada Revenue Agency	7.29	5.25	7.29	7.29
Department of National Defence	7.02	-	7.02	7.02
Natural Resources Canada	2.32	2.32	2.32	2.32
Employment and Social Development Canada - Labour Program	1.75	-	1.75	1.75
Innovation, Science and Economic Development Canada	0.90	-	0.90	0.90
Parks Canada	0.83	-	0.83	0.83
Canadian Food Inspection Agency	0.57	-	0.57	0.57
Canada Post - Universal Postal Union	0.55	-	0.55	0.55
Statistics Canada	0.13	-	0.13	0.13
Canadian Space Agency	0.09	-	0.09	0.09
Canadian Intellectual Property Office	0.06	-	0.06	0.06
Correctional Service Canada	0.04	-	0.04	0.04
Canadian Museum of Nature	0.02	-	0.02	0.02
Services received without charge by Global Affairs Canada	25.07	11.28	25.07	25.07
Subtotal - Departments reporting under the ODAAA	**8,066.94**	**7,660.85**	**7,931.38**	**7,931.38**
% of international assistance		**95%**	**98%**	**98%**
OTHER DEPARTMENTS, SOURCES				
Cost of refugees in Canada (1st year) - Provincial governments	229.88	-	-	229.88
FinDev Canada	100.00	-	-	100.00
Provinces, Territories and Municipalities	32.96	-	-	32.96
Subtotal - Other departments, sources	**362.84**	-	-	**362.84**
TOTAL	**8,429.78**	**7,660.85**	**7,931.38**	**8,294.22**
% of total international assistance		91%	94%	98%

* The "ODA: OECD-DAC" figures presented in this table are shown on a fiscal year basis, in Canadian dollars, in order to compare and contrast reporting under the ODAAA versus the data reported to the OECD-DAC. When Canada reports to the OECD-DAC, figures are reported on a calendar-year basis in U.S. dollars. Their depiction in this table is for illustrative purposes only. The ODAAA reports on departments gross disbursements, whereas the OECD-DAC reports on a grant equivalent basis. Reflows on repayable contributions and loans are disclosed in Table A as information items.

** Includes costs of refugees in Canada (1st year) and other projects.

CANADA USES A WHOLE-OF-GOVERNMENT APPROACH TO **DELIVER EFFECTIVE RESULTS THROUGH INTERNATIONAL ASSISTANCE**

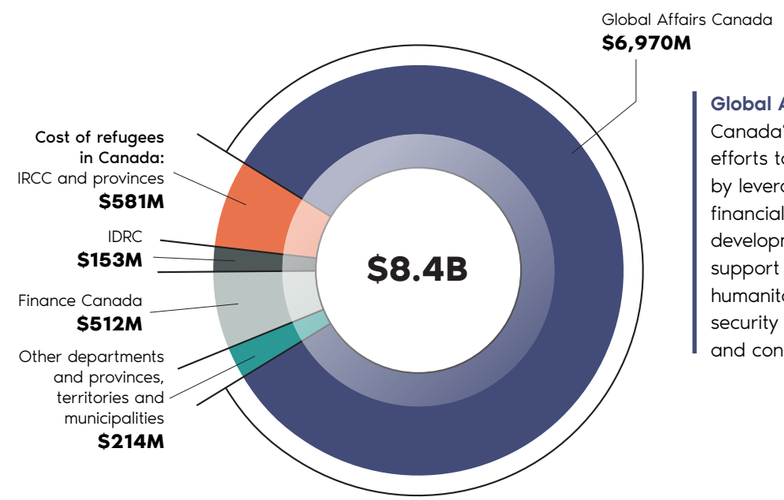

Global Affairs Canada (GAC) leads Canada's international assistance efforts to reduce poverty and inequality by leveraging Canadian expertise and financial resources, providing bilateral development assistance and institutional support to multilateral organizations, humanitarian assistance responses, and security and stability assistance in fragile and conflict-affected states.

The International Development Research Centre (IDRC) invests in knowledge, innovation, and solutions to improve lives and livelihoods in the developing world.

Immigration, Refugees and Citizenship Canada (IRCC) and the provinces provide health care and financial assistance to refugees arriving in Canada.

Finance Canada manages Canada's relationship with the World Bank Group, including the International Development Association, and with the International Monetary Fund and the European Bank for Reconstruction and Development, in addition to multilateral and bilateral debt relief initiatives.

Canadian provinces and territories support a wide variety of development projects.

Environment and Climate Change Canada supports various organizations to assist developing countries in improving environmental conditions and aiding climate change adaptation and contributes to various channels of the United Nations Framework Convention on Climate Change.

The Royal Canadian Mounted Police deploys Canadian police in fragile and conflict-affected countries to provide technical assistance and capacity building.

STATISTICAL REPORT ON INTERNATIONAL ASSISTANCE 2020-2021

GEOGRAPHIC DISTRIBUTION OF CANADA'S INTERNATIONAL ASSISTANCE

TOP 20 RECIPIENTS OF INTERNATIONAL ASSISTANCE*

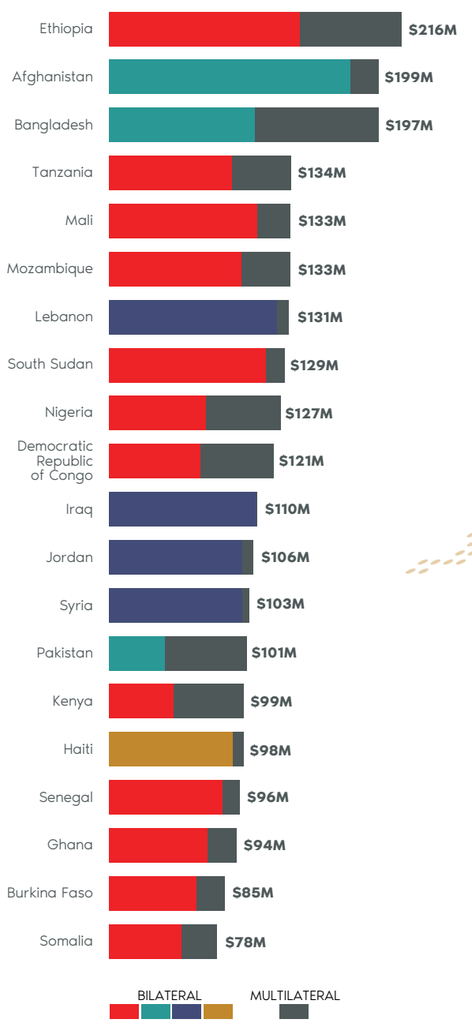

* Includes bilateral and estimated multilateral assistance.

GRAND TOTAL $8.4B

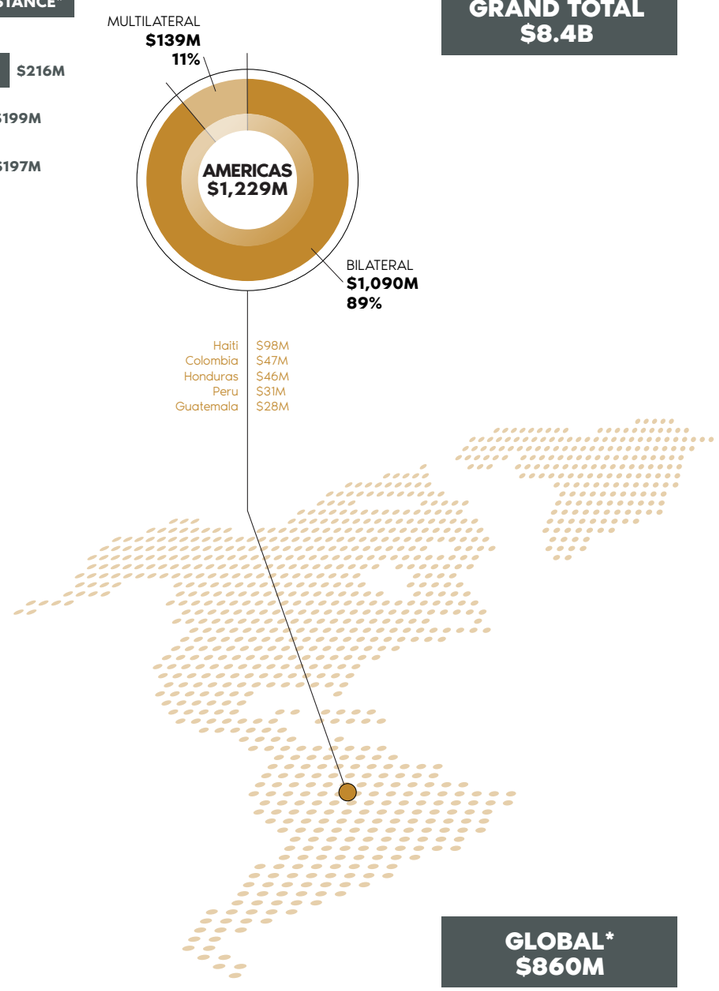

GLOBAL* $860M

* These costs are global in nature and cannot be assigned by country or sector. Consult table D1 for more details.

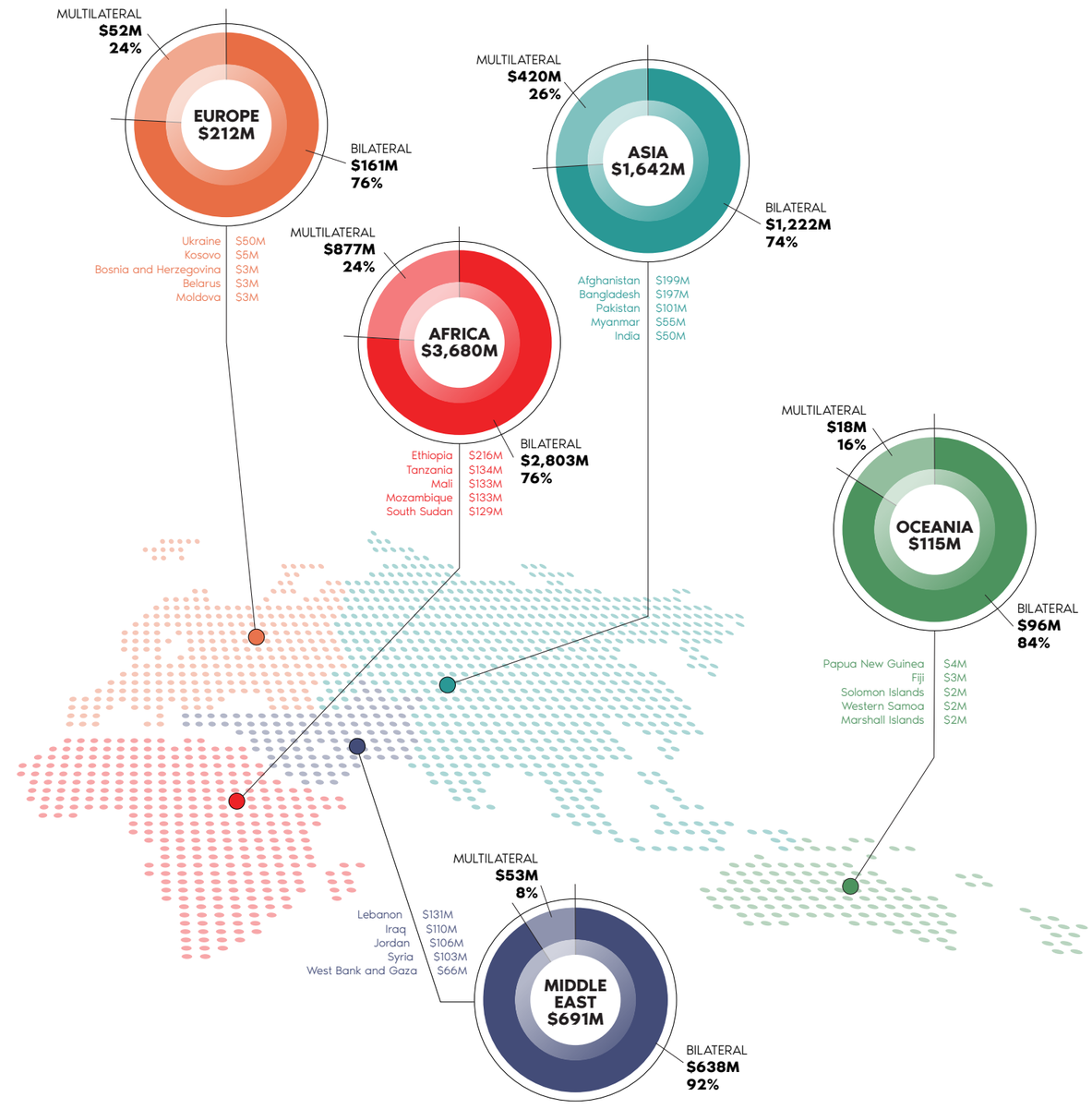

RESPONDING QUICKLY AND EFFECTIVELY TO INTERNATIONAL HUMANITARIAN CRISES

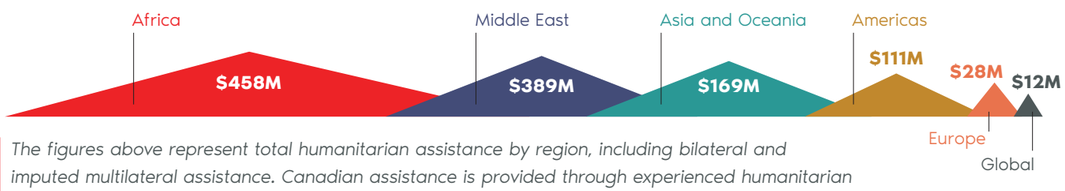

The figures above represent total humanitarian assistance by region, including bilateral and imputed multilateral assistance. Canadian assistance is provided through experienced humanitarian organizations and not through governments.

TOP 15 RECIPIENTS OF BILATERAL HUMANITARIAN ASSISTANCE

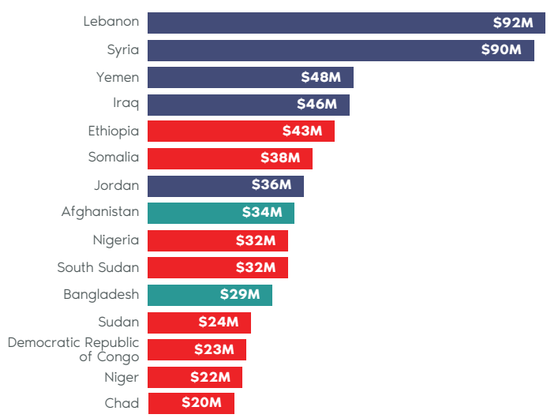

Yemen: Recognized as the world's worst humanitarian crisis for the past four years, the country's food security situation has deteriorated to levels that now include populations in famine. Today in Yemen, 20.7 million people, two out of every three Yemenis, need some form of humanitarian and protection assistance. Of these, over 12 million people are in acute need and more than half of the population are facing acute levels of food insecurity. Canada provided life-saving humanitarian assistance, including food, health care, shelter, clean water and sanitation and protection, and addressed the specific needs of women and children affected by the crisis.

Syria, Iraq, Lebanon and Jordan: After 10 years of conflict, the crisis in Syria remains one of the largest refugee crises in the world, with over 3 million refugees being hosted in Lebanon, Jordan and Iraq. In addition to this pressure, Lebanon is experiencing a severe economic crisis in addition to the ongoing impacts of the 2020 port explosions in Beirut, while 1.3 million people remain displaced in Iraq. Canada's support to trusted humanitarian partners is helping to meet basic education, food, health, water, shelter and protection needs. Canada's gender-responsive humanitarian action includes support for women and girls' safe spaces, sexual and reproductive health services, psychological services, protection outreach and livelihood opportunities.

Ethiopia: The crisis in the Tigray region of Ethiopia has resulted in 5.2 million people requiring some form of humanitarian assistance. Over 400,000 people are living in famine-like situations, with many more at risk. Global Acute Malnutrition rates among screened children under 5 years are consistently 25-30% or higher, twice the emergency threshold. Malnutrition rates among screened pregnant and lactating women are between 45-50%. Canada's humanitarian assistance has included the provision of food and nutrition assistance, supporting safe water, sanitation and hygiene facilities (WASH), addressing basic health needs and providing child protection safe spaces including gender-based violence risk mitigation.

TOTAL OFFICIAL SUPPORT FOR SUSTAINABLE DEVELOPMENT: A NEW STATISTICAL MEASURE FOR THE SUSTAINABLE DEVELOPMENT GOALS ERA

TOSSD is tracked on a calendar year basis. Figures on this page represent expenditures in the 2020 calendar year.

Total Official Support for Sustainable Development (TOSSD) encompasses all officially supported resource flows to promote sustainable development in developing countries, support developing enablers and address global challenges.

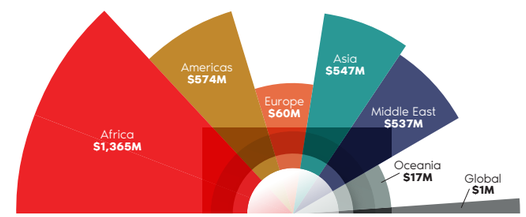

PILLAR 1 - $3.1B
Cross-border flows to TOSSD-eligible countries

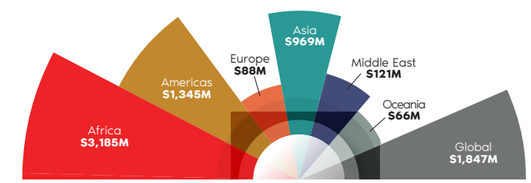

Pillar 2 - $7.6B
Global and regional expenditures for international public goods

TOSSD TOTAL - $10.8B

In 2020, Canada mobilized an additional $175M worth of private investment in support of the SDGs

The Sustainable Development Goals (SDGs) are a collection of 17 interlinked global goals designed to be a blueprint to achieve a better and more sustainable future for all. Canada demonstrates leadership, at home and abroad, in shaping a sustainable and resilient future that promotes prosperity, partnership, peace, people and the planet, while ensuring that no one is left behind.

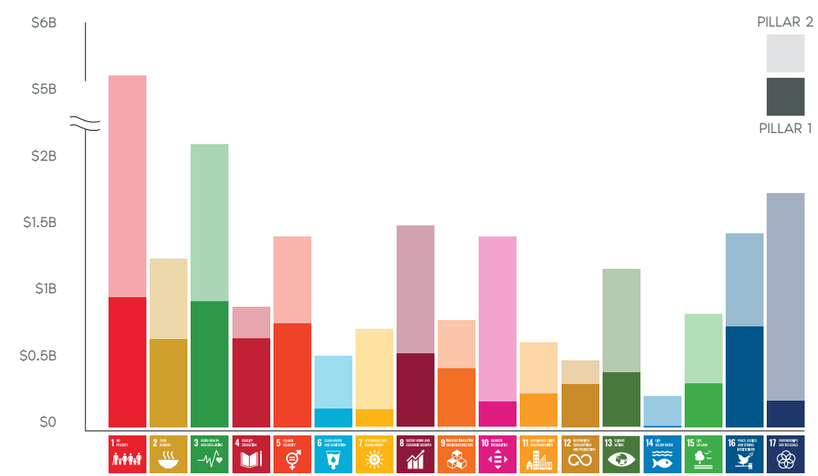

CANADA'S SUPPORT TO THE SUSTAINABLE DEVELOPMENT GOALS

SPOTLIGHT ON DEVELOPMENT DATA: COVID-19

The COVID-19 pandemic is a global threat that does not recognize borders and will only be overcome through coordinated global action. Canada is committed to a robust global effort to stop COVID-19 and address its devastating health, social, economic and security impacts on people around the world. This global crisis has exacerbated inequalities and reversed development gains, in particular for women and children who already experience poverty, exclusion and marginalization more acutely. Canada's response includes a particular focus on the world's poorest and most marginalized, and considers the differentiated needs of women and girls.

CANADA'S ASSISTANCE TO ADDRESS THE COVID-19 PANDEMIC IN 2020-21 INCLUDED:

Reprioritized $370 million from the existing funding portfolio with GAC to ensure organizations could address the immediate needs created by the pandemic in developing countries.

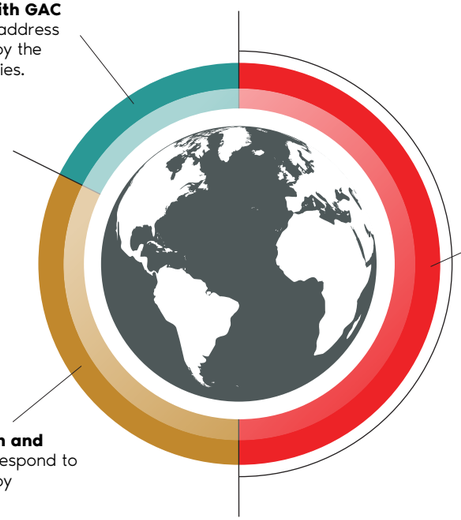

$865 million to ensure that COVID-19 vaccines, therapeutics, and diagnostics get to those who need them most through the Access to COVID-19 Tools Accelerator (ACT-A).

$739 million in humanitarian and development assistance to respond to the immediate needs created by COVID-19.

Canada provided **$1.97B** in fiscal year 2020-21 to address the COVID-19 Pandemic, and has committed more than **$2.7B** in total to date since the outset of the pandemic in 2019.

COVID SUPPORT BY PARTNER

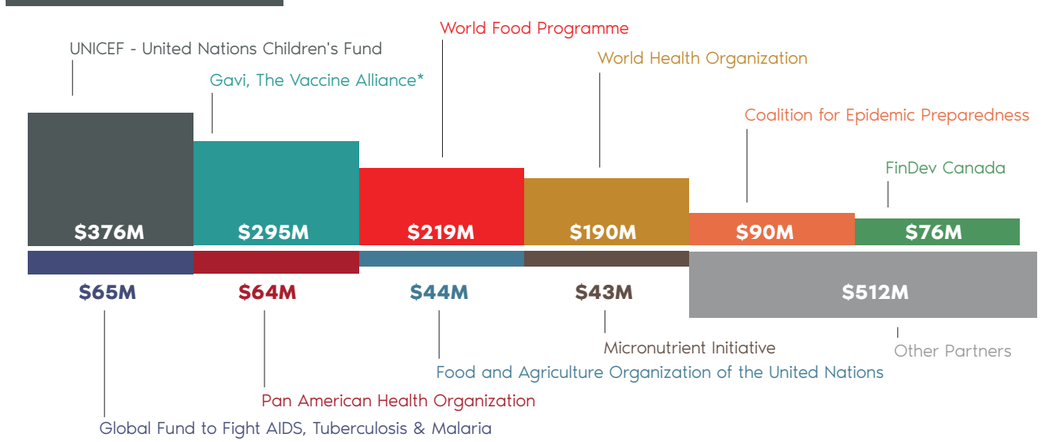

* Canada has reallocated USD$25 million to the COVAX Advance Market Commitment (AMC) through the completion of an AMC related to pneumococcal disease. The reallocation was part of the seed funding to which Gavi donors agreed to in support of the launch of the COVAX AMC in June 2020.

SECTION A

CANADIAN INTERNATIONAL ASSISTANCE

A: International Assistance by Government Source and Channel

This table includes ODA and other official assistance expenditures in $ millions.

	2018-2019	2019-2020	2020-2021			
			TOTAL	Bilateral	Multilateral	of which ODAAA
Programs funded by the International Assistance Envelope	**5,611.80**	**5,529.13**	**7,660.85**	**6,058.58**	**1,602.27**	**7,525.29**
Global Affairs Canada	4,619.67	4,793.92	**6,954.15**	5,859.58	1,094.57	6,829.96
Geographic Programs	1,378.74	1,320.71	**1,568.94**	1,526.52	42.42	1,567.71
of which Canada Funds for Local Initiatives	14.48	15.62	**32.98**	32.98	-	32.98
Partnerships for Development Innovation	317.59	405.87	**510.13**	510.13	-	509.71
Global Issues and Development	2,336.70	2,402.28	**4,154.42**	3,130.65	1,023.77	4,154.42
Global Initiatives	2,071.09	2,136.58	**3,843.91**	3,130.65	713.27	3,843.91
Payments to International Financial Institutions	265.62	265.70	**310.51**	-	310.51	310.51
International Security and Political Affairs	303.22	302.87	**378.39**	350.56	27.83	255.95
Anti-Crime Capacity Building Program	15.00	13.59	**13.06**	13.06	-	-
Counter-Terrorism Capacity Building Program	27.91	15.43	**17.85**	17.85	-	-
Non-Proliferation and Security Threat Reduction	70.52	65.99	**167.20**	167.20	-	86.68
Peace and Stabilization Operations Program	167.85	174.50	**140.64**	140.64	-	130.54
International Security Policy	21.94	22.21	**22.83**	-	22.83	22.52
Office of Human Rights, Freedoms and Inclusions		11.13	**16.81**	11.81	5.00	16.21
International Business Development, Investment and Innovation	4.71	5.02	**1.85**	1.85	-	1.85
Strategic Policy	4.93	4.30	**6.46**	5.93	0.53	6.46
Other Programs	0.10	0.10	**0.12**	0.10	0.02	0.02
Operations and Management	217.61	283.19	**265.31**	265.31	-	265.31
Services Rendered Abroad	56.07	69.59	**68.54**	68.54	-	68.54
Memo: Reflows from repayable contributions and loans (1)	*-40.94*	*-66.43*	***-71.16***	*-71.07*	*-0.09*	
Department of Finance Canada	796.65	544.62	**511.50**	3.80	507.70	503.95
International Development Association (IDA)	441.61	441.62	**423.24**	-	423.24	423.24
Multilateral Debt Relief Initiative - IDA	51.20	48.08	**34.09**	-	34.09	34.09
Asian Infrastructure Investment Bank (AIIB)	53.44	54.92	**50.37**	-	50.37	42.81
African Development Fund - Multilateral Debt Relief Initiative	-	-	**3.80**	3.80	-	3.80
International Bank for Reconstruction and Development	250.40		**-**	-	-	-
Memo: Reflow from repayable contributions and loans (1)	*-13.92*	*-400.00*	**-**	-	-	-
International Development Research Centre	156.01	144.97	**152.74**	152.74	-	150.79
Royal Canadian Mounted Police	15.13	19.37	**14.14**	14.14	-	14.14
Services received without charge from Public Services and Procurement Canada (3)	9.11	10.64	**11.28**	11.28	-	11.28
Environment and Climate Change Canada	13.49	10.73	**9.46**	9.46	-	7.60
Canada Revenue Agency	1.74	4.87	**5.25**	5.25	-	5.25
Natural Resources Canada			**2.32**	2.32	-	2.32
Other Government Sources	**783.11**	**1,095.63**	**768.92**	**738.02**	**30.90**	**406.08**
Global Affairs Canada	27.84	50.82	**16.12**	1.88	14.24	16.12
International Youth Internship Program	5.95	5.95	**0.56**	0.56	-	0.56
International Scholarships Program	-	1.43	**1.05**	1.05	-	1.05
Other Programs	21.89	43.44	**14.51**	0.27	14.24	14.51
ODA-Eligible Imputed Costs	689.13	894.96	**594.92**	594.92	-	365.04
Cost of refugees in Canada (1st year) - IRCC (2)	386.59	637.50	**351.25**	351.25	-	351.25
Cost of refugees in Canada (1st year) - Provincial governments	244.92	208.50	**229.88**	229.88	-	-
Imputed foreign student subsidies	46.78	35.79	**-**	-	-	-
Services received without charge by Global Affairs Canada (3)	10.84	13.16	**13.79**	13.79	-	13.79
Provinces, Territories and Municipalities	43.48	28.38	**32.96**	27.07	5.89	-
Quebec	38.00	25.33	**28.32**	22.43	5.89	-
Ontario			**2.00**	2.00	-	-
Manitoba	-	1.20	**1.20**	1.20	-	-
Nova Scotia			**1.00**	1.00	-	-
Federation of Canadian Municipalities	4.04	1.76	**0.38**	0.38	-	-
New Brunswick	-	0.09	**0.05**	0.05	-	-
Alberta	1.44	-	**-**	-	-	-
Other Federal Departments	22.65	121.46	**124.93**	114.16	10.77	24.93
FinDev Canada	-	100.00	**100.00**	100.00	-	-
Environment and Climate Change Canada	6.31	3.44	**7.70**	0.36	7.34	7.70
Department of National Defence	4.75	5.11	**7.02**	7.02	-	7.02
Immigration, Refugees and Citizenship Canada (4)	3.20	5.62	**3.24**	1.13	2.11	3.24
Canada Revenue Agency	3.52	2.36	**2.03**	2.03	-	2.03
Employment and Social Development Canada - Labour Program	0.94	1.66	**1.75**	1.75	-	1.75
Innovation, Science and Economic Development Canada	0.99	0.99	**0.90**	-	0.90	0.90
Parks Canada	0.92	0.95	**0.83**	0.83	-	0.83
Canadian Food Inspection Agency	0.31	-	**0.57**	0.57	-	0.57
Canada Post - Universal Postal Union	0.39	0.48	**0.55**	0.12	0.42	0.55
Statistics Canada	0.27	0.03	**0.13**	0.13	-	0.13
Canadian Space Agency	0.20	0.23	**0.09**	0.09	-	0.09
Canadian Intellectual Property Office	0.05	0.11	**0.06**	0.06	-	0.06
Correctional Service Canada		0.08	**0.04**	0.04	-	0.04
Canadian Museum of Nature	0.02	0.02	**0.02**	0.02	-	0.02
Other Federal Departments	0.79	0.41	**-**	-	-	-
Memo: Loan repayments to EDC (not included in total) (1)	*-27.07*	*-22.98*	***-16.60***	*-16.60*	*-*	
TOTAL	**6,394.90**	**6,624.75**	**8,429.78**	**6,796.60**	**1,633.17**	**7,931.38**

(1) The Statistical Report is prepared on an expenditures basis, and repayments of loans and repayable contributions are not subtracted from totals. These transactions are presented for information only and more details are available in Appendix 1.

(2) Costs covered by Immigration, Refugees and Citizenship Canada (IRCC). The increase in 2019-2020 is the result of additional support through the Interim Housing Assistance Program for asylum claimants.

(3) These items refer to services provided to Global Affairs Canada without charge: accommodation provided by Public Services and Procurement Canada, contributions covering employers' share of employees' insurance premiums and expenditures paid by the Treasury Board of Canada Secretariat, legal services provided by the Department of Justice Canada, and worker's compensation benefits provided by Employment and Social Development Canada.

(4) In addition to refugee support reported above, IRCC provides international assistance through various partners and initiatives.

SECTION B

CANADIAN INTERNATIONAL ASSISTANCE
BY SECTOR
FIGURES IN $ MILLIONS

	TOTAL	Global Affairs Canada			Other Government Sources		
		Bilateral	Multilateral	Total	Bilateral	Multilateral	Total
Education	**454.50**	378.51	35.42	**413.92**	6.24	34.33	**40.57**
Health	**1,780.08**	1,427.04	277.39	**1,704.43**	27.10	48.55	**75.66**
Population Policies/Programs and Reproductive Health	**453.96**	292.84	150.39	**443.23**	5.06	5.67	**10.73**
Water and Sanitation	**101.07**	54.66	20.07	**74.74**	1.08	25.25	**26.33**
Government and Civil Society	**823.51**	640.68	79.92	**720.60**	25.56	77.35	**102.91**
Conflict Prevention and Resolution, Peace and Security	**256.85**	200.38	38.75	**239.13**	16.43	1.28	**17.72**
Other Social Infrastructure and Services	**190.48**	82.39	32.48	**114.87**	13.33	62.28	**75.61**
Transport and Storage	**101.91**	4.15	33.49	**37.64**	1.77	62.50	**64.27**
Communications	**22.78**	9.53	0.48	**10.01**	1.36	11.41	**12.77**
Energy Generation, Distribution and Efficiency	**443.24**	372.76	21.59	**394.35**	0.80	48.09	**48.89**
Banking and Financial Services	**140.72**	121.20	6.63	**127.82**	1.13	11.76	**12.90**
Business and Other Services	**67.66**	52.31	1.36	**53.67**	2.10	11.88	**13.98**
Agriculture, Forestry and Fishing	**606.76**	465.64	82.01	**547.65**	13.52	45.59	**59.11**
Industry	**77.35**	57.00	11.18	**68.18**	1.18	7.99	**9.17**
Trade Policy and Regulations	**19.86**	13.19	0.38	**13.57**	0.32	5.97	**6.29**
General Environmental Protection	**154.90**	87.86	40.42	**128.28**	15.90	10.72	**26.62**
Multisector	**520.62**	195.47	144.80	**340.27**	153.87	26.48	**180.35**
Humanitarian Assistance	**1,167.42**	1,056.81	85.43	**1,142.24**	4.25	20.93	**25.18**
Other Aid Expenditures	**1,046.13**	349.06	46.61	**395.67**	644.15	6.31	**650.46**
Total - International Assistance	**8,429.78**	**5,861.45**	**1,108.81**	**6,970.27**	**935.15**	**524.36**	**1,459.51**

CANADIAN INTERNATIONAL ASSISTANCE BY SECTOR CATEGORY*

* Excludes in-donor country costs (administrative, refugee, imputed student costs, as well as development awareness costs)

CANADIAN INTERNATIONAL ASSISTANCE BY SECTOR
B1: International Assistance by Sector
This table includes ODA and other official assistance expenditures in $ millions.

Sector	TOTAL	Global Affairs Canada										Other Government Sources				
		Bilateral				Multilateral										
		Geographic Programs	Partnerships for Development Innovation	Global Issues and Development	International Security and Political Affairs	Other (1)	Total - Bilateral	United Nations Agency, Fund or Commission	Regional Development Banks	Other Multilateral Institutions	Total - Multilateral	Total	Finance Canada	International Development Research Centre	Provinces, Territories and Municipalities	Others (2)	Total
Education	**454.50**	**243.77**	**54.98**	**75.60**	**0.25**	**2.90**	**378.51**	**25.66**	**6.37**	**3.38**	**35.42**	**413.92**	**34.33**	**5.73**	**0.51**	**-**	**40.57**
11110 Education policy and administrative management	53.71	26.65	5.24	10.89	-	-	42.78	1.82	0.02	-	2.44	45.22	6.23	2.24	0.03	-	8.49
11120 Education facilities and training	44.28	26.09	6.32	5.88	-	-	38.29	0.35	1.77	0.52	2.64	40.93	3.34	-	0.01	-	3.34
11130 Teacher training	48.04	24.99	4.58	13.56	-	-	43.12	0.09	0.00	0.52	0.61	43.74	3.76	0.53	0.01	-	4.31
11182 Educational research	0.98	0.43	-	0.43	-	-	0.87	0.09	-	-	0.09	0.97	0.53	1.20	-	-	1.73
11220 Primary education	117.38	60.11	5.99	25.75	-	-	91.85	0.70	-	20.91	21.61	113.46	5.03	-	0.12	-	5.15
11230 Basic life skills for youth and adults	12.56	7.84	2.23	-	0.11	-	10.18	0.68	0.03	1.04	1.75	11.93	0.42	-	0.21	-	0.63
11231 Basic life skills for youth	13.64	5.92	4.95	2.75	-	-	13.62	0.02	-	-	0.02	13.64	-	-	-	-	-
11232 Primary education equivalent for adults	2.66	2.66	-	-	-	-	2.66	-	-	-	-	2.66	-	-	-	-	-
11240 Early childhood education	14.09	2.81	4.15	4.00	-	-	11.06	0.50	0.02	-	0.52	11.58	2.51	-	-	-	2.51
11250 School feeding	14.72	14.66	-	-	-	-	14.66	-	-	-	-	14.66	0.07	-	0.07	-	0.07
11260 Lower secondary education	0.52	0.52	-	-	-	-	0.52	-	-	-	0.52	1.04	-	-	-	-	-
11320 Secondary education	41.64	16.40	8.30	12.88	-	-	37.57	0.03	0.76	-	0.80	38.37	3.27	-	-	-	3.27
11321 Lower secondary education	10.57	10.57	-	-	-	-	10.57	-	-	-	-	10.57	-	-	-	-	-
11322 Upper secondary education	2.88	2.55	-	-	-	-	2.55	0.14	-	-	0.14	2.69	-	-	-	-	-
11330 Vocational training	45.85	34.24	4.67	0.44	0.14	0.14	39.63	0.52	0.52	0.78	1.82	41.45	3.74	0.42	0.05	-	4.21
11420 Higher education	22.83	3.85	8.03	0.03	-	-	11.91	0.21	0.79	0.78	1.57	13.48	5.38	1.07	-	-	6.44
11430 Advanced technical and managerial training	4.94	3.46	0.40	-	-	-	3.87	-	0.01	-	0.01	3.87	0.78	0.28	0.01	-	1.07
Health	**1,780.08**	**284.23**	**94.94**	**937.70**	**110.16**	**-**	**1,427.04**	**37.59**	**9.00**	**230.81**	**277.39**	**1,704.43**	**48.55**	**26.62**	**1.48**	**-**	**75.66**
12110 Health policy and administrative management	122.62	22.62	30.05	24.90	-	-	77.57	16.52	4.07	7.63	28.22	105.79	0.05	0.03	-	-	0.08
12181 Medical education/training	15.61	11.72	3.31	-	-	-	15.02	-	-	-	-	15.02	0.29	0.30	-	-	0.58
12182 Medical research	10.04	0.98	3.34	0.52	-	-	4.84	1.08	-	-	1.08	5.91	0.07	4.06	-	-	4.13
12191 Medical services	16.13	2.30	4.05	-	-	-	6.34	-	0.36	-	0.36	6.71	9.07	0.17	-	-	9.42
12196 Health statistics and data (3)	3.04	-	-	3.04	-	-	3.04	-	-	-	-	3.04	-	-	0.53	-	0.53
12220 Basic health care	119.89	45.17	17.63	11.18	-	-	73.97	6.96	1.88	20.58	29.41	103.39	6.67	-	0.41	-	7.08
12230 Basic health infrastructure	14.07	7.29	4.33	-	-	-	11.62	-	-	-	-	11.62	2.04	-	0.08	-	2.12
12240 Basic nutrition	164.46	28.40	13.62	115.92	-	-	157.93	1.58	0.02	-	1.60	159.53	3.86	0.98	0.08	-	4.93
12250 Infectious disease control	176.31	44.27	3.23	38.00	-	-	85.50	2.83	1.74	76.56	81.13	166.63	8.66	1.03	-	-	9.69
12261 Health education	28.98	8.93	12.46	3.75	-	-	25.14	0.18	-	-	0.18	25.32	1.22	0.39	0.06	-	1.66
12262 Malaria control	87.83	-	-	-	-	-	17.00	0.83	-	87.08	87.91	104.91	0.46	0.13	-	-	0.59
12263 Tuberculosis control	57.58	-	-	17.00	-	-	17.00	1.53	-	38.78	40.31	57.31	0.27	-	-	-	0.27
12264 COVID-19 control	969.86	103.45	16.84	715.10	110.16	-	945.55	2.19	0.92	0.18	3.29	948.84	10.87	0.15	-	-	11.02
12281 Health personnel development	25.14	7.67	6.91	8.31	-	-	22.89	1.38	-	-	1.38	24.27	0.87	0.01	-	-	0.87
12310 NCDs control, general	0.19	-	-	-	-	-	-	0.10	0.01	-	0.11	0.11	-	-	-	-	0.09
12320 Prevention of mental health and well-being	0.16	1.42	0.19	-	-	-	1.61	0.02	-	-	0.02	1.63	-	0.03	-	-	0.03
12330 Other prevention and treatment of NCDs	2.98	-	-	-	-	-	-	1.82	-	-	1.82	1.82	1.16	-	-	-	1.16
12382 Research for prevention and control of NCDs	0.54	-	-	-	-	-	-	0.16	-	-	0.16	0.16	0.37	-	-	-	0.37
Population Policies/Programs and Reproductive Health	**453.96**	**197.16**	**36.70**	**58.98**	**-**	**-**	**292.84**	**10.98**	**2.03**	**137.37**	**150.39**	**443.23**	**5.67**	**4.93**	**0.13**	**-**	**10.73**
13010 Population policy and administrative management	41.59	23.22	7.23	0.09	-	-	30.54	2.60	-	-	2.60	33.14	1.08	1.11	-	-	2.19
13020 Reproductive health care	39.53	19.53	7.41	1.05	-	-	28.00	-	-	-	-	28.00	-	-	-	-	-
13021 Comprehensive Sexually Education (3)	6.11	1.56	1.66	2.89	-	-	6.11	-	-	-	-	6.11	-	-	-	-	-
13030 Safe Abortion Services and Post-abortion care (3)	111.67	58.96	15.18	28.67	-	-	102.81	2.65	0.00	-	2.66	105.46	2.93	3.18	0.09	-	6.20
13040 Family planning	3.38	0.19	-	3.19	-	-	3.38	-	-	-	-	3.38	-	-	-	-	-
13050 STD control including HIV/AIDS	68.62	40.37	2.67	16.70	-	-	59.74	1.41	-	-	1.41	61.15	0.24	0.39	0.04	-	0.67
13081 Personnel development for population and reproductive health	143.53	43.21	0.74	0.72	-	-	44.67	3.91	2.03	137.37	143.31	144.38	1.15	-	-	-	1.15
13096 Population statistics and data	43.36	35.22	6.07	1.40	-	-	42.69	0.21	-	-	0.21	42.89	0.27	0.19	-	-	0.46
	7.12	4.90	-	2.16	-	-	7.06	-	-	-	-	7.06	-	0.06	-	-	0.06
Water and Sanitation	**101.07**	**19.06**	**7.02**	**28.59**	**-**	**-**	**54.66**	**3.16**	**11.92**	**5.09**	**20.07**	**74.74**	**1.08**	**25.25**	**0.48**	**0.61**	**26.33**
14010 Water sector policy and administrative management	14.04	1.00	0.77	-	-	-	1.77	1.01	1.52	0.71	3.24	5.01	0.15	0.42	0.18	-	0.75
14015 Water resources conservation (including data collection)	9.00	1.59	-	2.65	-	-	4.24	0.60	0.27	2.38	3.26	7.50	1.15	-	0.34	-	1.50
14020 Water supply and sanitation - large systems	7.55	-	-	-	-	-	-	0.41	1.11	-	1.52	1.52	6.04	-	-	-	6.04
14021 Water supply - large systems	9.46	0.20	-	3.70	-	-	3.90	0.04	0.61	0.05	0.69	4.59	4.86	-	-	-	4.86
14022 Sanitation - large systems	5.34	0.27	-	0.50	-	-	0.77	-	0.77	0.16	0.94	1.70	3.64	-	-	-	3.64
14030 Basic drinking water supply and basic sanitation	14.01	-	-	-	-	-	-	0.14	-	-	0.14	0.14	0.57	-	-	-	0.57
14031 Basic drinking water supply	6.83	1.41	0.84	-	-	-	2.25	0.21	3.23	0.13	3.58	5.83	1.00	-	-	-	1.00
14032 Basic sanitation	13.95	8.91	3.89	-	-	-	12.80	0.15	0.29	-	0.44	13.24	0.70	-	-	-	0.70
14040 River basins' development	3.70	0.90	-	-	-	-	0.90	-	0.22	1.55	1.57	2.47	1.23	-	-	-	1.23
14050 Waste management/disposal	26.13	2.48	0.34	21.74	-	-	24.56	-	0.22	0.01	0.22	24.79	1.34	-	-	-	1.34
14081 Education and training in water supply and sanitation	4.07	2.30	1.16	-	-	-	3.47	-	-	-	-	4.07	-	-	-	-	-

CANADIAN INTERNATIONAL ASSISTANCE BY SECTOR

B1: International Assistance by Sector

This table includes ODA and other official assistance expenditures in $ millions.

Sector		TOTAL	Global Affairs Canada											Other Government Sources				
			Bilateral						Multilateral									
			Geographic Programs	Partnerships for Development Innovation	Global Issues and Development	International Security and Political Affairs	Others (1)	Total - Bilateral	United Nations Agency, Fund or Commission	Regional Development Banks	Other Multilateral Institutions	Total - Multilateral	Total	Finance Canada	International Development Research Centre	Provinces, Territories and Municipalities	Others (2)	Total
Government and Civil Society		**823.51**	**321.80**	**239.31**	**34.91**	**42.30**	**2.36**	**640.68**	**37.56**	**34.63**	**7.73**	**79.92**	**720.60**	**75.24**	**15.69**	**2.00**	**9.97**	**102.91**
15110	Public sector policy and administrative management	**90.12**	24.76	0.18	-	1.29	1.13	**27.36**	12.87	26.57	0.94	**40.38**	**67.74**	16.58	5.37	0.38	0.06	**22.39**
15111	Public Finance Management	**48.08**	13.64	0.84	-	-	-	**14.48**	-	6.32	-	**6.32**	**20.81**	26.91	0.36	-	-	**27.27**
15112	Decentralisation and support to subnational government	**25.86**	10.17	2.27	0.13	-	-	**12.56**	-	0.16	-	**0.16**	**12.72**	13.14	-	-	-	**13.14**
15113	Anti-corruption organizations and institutions	**4.02**	1.11	0.93	-	1.08	-	**3.13**	0.45	0.02	-	**0.47**	**3.60**	0.34	-	-	0.08	**0.42**
15114	Domestic Revenue Mobilization	**25.16**	4.20	0.06	-	-	-	**4.25**	-	0.03	-	**0.03**	**4.28**	14.32	-	-	6.55	**20.88**
15116	Tax collection	**0.08**	0.08	-	-	-	-	**0.08**	-	-	-	**-**	**0.08**	-	-	-	-	**-**
15117	Budget planning	**1.56**	1.53	-	-	-	0.03	**1.56**	-	-	-	**-**	**1.56**	-	-	-	-	**-**
15119	Debt and aid management	**0.03**	-	-	-	-	0.03	**0.03**	-	-	-	**-**	**0.03**	-	-	-	-	**-**
15121	Foreign affairs	**0.57**	-	-	-	-	-	**-**	-	-	0.57	**0.57**	**0.57**	-	-	-	-	**-**
15122	Diplomatic missions	**0.52**	-	-	-	-	-	**-**	-	-	0.52	**0.52**	**0.52**	-	-	-	-	**-**
15123	Administration of developing countries' foreign aid	**0.08**	0.08	-	-	-	-	**0.08**	-	-	-	**-**	**0.08**	-	-	-	-	**-**
15125	Central procurement	**0.52**	0.19	-	-	-	-	**0.19**	0.00	-	-	**0.00**	**0.19**	0.33	0.01	-	-	**0.33**
15126	Other general public services	**9.00**	9.00	-	-	-	-	**9.00**	-	-	-	**-**	**9.00**	-	-	-	-	**-**
15127	National monitoring and evaluation	**1.21**	-	0.01	0.07	-	-	**0.07**	1.14	-	-	**1.14**	**1.21**	-	-	-	-	**-**
15128	Local government finance	**0.24**	0.24	-	-	-	-	**0.24**	-	-	-	**-**	**0.24**	-	-	-	-	**-**
15130	Legal and judicial development	**35.15**	24.10	0.52	0.30	2.51	-	**27.43**	4.13	0.27	2.40	**6.80**	**34.23**	0.50	0.38	-	0.04	**0.92**
15131	Justice, law and order policy, planning and administration	**7.24**	4.48	-	-	2.31	0.45	**7.24**	-	-	-	**-**	**7.24**	-	-	-	-	**-**
15132	Police	**42.59**	33.20	0.04	-	9.35	-	**42.59**	-	-	-	**-**	**42.59**	-	-	-	-	**-**
15134	Judicial affairs	**6.50**	6.50	-	-	-	-	**6.50**	-	-	-	**-**	**6.50**	-	-	-	-	**-**
15137	Prisons	**7.48**	7.48	-	-	-	-	**7.48**	-	-	-	**-**	**7.48**	-	-	-	-	**-**
15142	Macroeconomic policy	**3.66**	-	-	-	-	-	**-**	-	1.21	-	**1.21**	**1.21**	0.00	2.45	-	-	**2.45**
15143	Meteorological services	**0.10**	-	-	-	-	-	**-**	-	-	-	**-**	**-**	-	-	0.10	-	**0.10**
15144	National standards development	**2.08**	-	-	-	-	-	**-**	1.14	-	0.94	**2.08**	**2.08**	-	-	-	-	**-**
15150	Democratic participation and civil society	**44.86**	21.76	12.03	0.53	4.71	0.41	**39.44**	2.70	-	0.93	**3.63**	**43.06**	0.08	1.38	0.35	-	**1.80**
15151	Elections	**11.11**	5.42	-	0.30	1.62	-	**7.34**	3.76	-	0.01	**3.77**	**11.11**	-	-	-	-	**-**
15152	Legislatures and political parties	**2.84**	1.92	0.56	0.20	0.14	-	**2.83**	-	-	-	**-**	**2.83**	-	0.01	-	-	**0.01**
15153	Media and free flow of information	**7.22**	1.00	1.07	1.50	2.77	-	**6.34**	-	-	0.26	**0.26**	**6.60**	-	0.62	-	-	**0.62**
15155	Tax policy and administration support	**0.40**	0.40	-	-	-	-	**0.40**	-	-	-	**-**	**0.40**	-	-	-	-	**-**
15156	Other non-tax revenue mobilization	**0.46**	0.46	-	-	-	-	**0.46**	-	-	-	**-**	**0.46**	-	-	-	-	**-**
15160	Human rights	**51.70**	22.58	8.59	1.61	7.96	0.01	**40.75**	8.85	0.00	1.06	**9.91**	**50.66**	-	0.89	0.15	-	**1.04**
15170	Women's equality organizations and institutions	**10.50**	4.66	1.16	-	0.09	-	**5.90**	0.92	0.05	-	**0.97**	**6.88**	1.49	1.48	0.66	-	**3.63**
15171	Women's rights organizations and movements (3)	**247.94**	40.64	204.62	0.42	2.25	-	**247.94**	-	-	-	**-**	**247.94**	-	-	-	-	**-**
15172	Public sector capacity for gender equality (3)	**18.27**	16.50	1.33	-	0.44	-	**18.27**	-	-	-	**-**	**18.27**	-	-	-	-	**-**
15173	Data and evidence for gender equality (3)	**9.01**	5.64	0.01	1.04	2.02	0.30	**9.01**	-	-	-	**-**	**9.01**	-	-	-	-	**-**
15178	Female genital mutilation/cutting (3)	**0.07**	-	0.07	-	-	-	**0.07**	-	-	-	**-**	**0.07**	-	-	-	-	**-**
15179	Child, early and forced marriage (3)	**0.11**	-	0.11	-	-	-	**0.11**	-	-	-	**-**	**0.11**	-	-	-	-	**-**
15180	Ending violence against women and girls	**94.82**	54.92	4.88	28.69	1.37	-	**89.85**	1.44	-	0.10	**1.54**	**91.40**	1.55	1.55	0.32	-	**3.43**
15185	Local government administration	**2.70**	2.40	-	0.13	0.18	-	**2.70**	-	-	-	**-**	**2.70**	-	-	-	-	**-**
15190	Facilitation of orderly, safe, regular and responsible migration and mobility	**8.77**	2.00	-	-	2.18	-	**4.18**	0.17	-	-	**0.17**	**4.34**	-	1.14	0.04	3.24	**4.42**
15196	Government and civil society statistics and data	**0.86**	0.74	0.02	-	0.05	-	**0.81**	-	-	-	**-**	**0.81**	-	0.05	-	-	**0.05**
Conflict Prevention and Resolution, Peace and Security		**256.85**	**9.62**	**0.17**	**-**	**190.50**	**0.08**	**200.38**	**35.44**	**-**	**3.31**	**38.75**	**239.13**	**1.28**	**0.63**	**0.17**	**15.63**	**17.72**
15210	Security system management and reform	**36.59**	0.35	0.01	-	16.87	0.08	**17.32**	0.41	-	3.24	**3.65**	**20.97**	0.00	-	-	15.63	**15.63**
15220	Civilian peacebuilding, conflict prevention and resolution	**89.52**	5.70	0.16	-	79.84	-	**85.70**	1.80	-	0.07	**1.87**	**87.57**	1.14	0.63	0.17	-	**1.95**
15230	Participation in international peacekeeping operations	**40.20**	0.09	-	-	8.21	-	**8.30**	31.80	-	-	**31.80**	**40.10**	0.10	-	-	-	**0.10**
15240	Reintegration and control of small arms and light weapons	**0.77**	0.23	-	-	0.50	-	**0.73**	-	-	-	**-**	**0.73**	0.04	-	-	-	**0.04**
15250	Removal of land mines and explosive remnants of war	**17.12**	2.88	-	-	14.24	-	**17.12**	0.00	-	-	**0.00**	**17.12**	-	-	-	-	**-**
15261	Child soldiers (Prevention and demobilization)	**1.54**	0.37	-	-	1.14	-	**1.51**	0.03	-	-	**0.03**	**1.53**	0.00	-	-	-	**0.00**
1513030	Cybercrime	**0.38**	-	-	-	0.38	-	**0.38**	-	-	-	**-**	**0.38**	-	-	-	-	**-**
1513020	Countering violent extremism and foreign terrorist fighters	**14.46**	-	-	-	14.46	-	**14.46**	-	-	-	**-**	**14.46**	-	-	-	-	**-**
15297	Combatting the financing of terrorism (3)	**0.56**	-	-	-	0.56	-	**0.56**	-	-	-	**-**	**0.56**	-	-	-	-	**-**
1520020	Preventing violent extremism	**1.17**	-	-	-	1.17	-	**1.17**	-	-	-	**-**	**1.17**	-	-	-	-	**-**
1520010	Disarmament of Weapons of Mass Destruction (WMD)	**54.53**	-	-	-	53.13	-	**53.13**	1.40	-	-	**1.40**	**54.53**	-	-	-	-	**-**

CANADIAN INTERNATIONAL ASSISTANCE BY SECTOR

B1: International Assistance by Sector

This table includes ODA and other official assistance expenditures in $ millions.

Sector		TOTAL	Global Affairs Canada											Other Government Sources				
			Bilateral						Multilateral									
			Geographic Programs	Partnerships for Development Innovation	Global Issues and Development	International Security and Political Affairs	Others (1)	Total - Bilateral	United Nations Agency, Fund or Commission	Regional Development Banks	Other Multilateral Institutions	Total - Multilateral	Total	Finance Canada	International Development Research Centre	Provinces, Territories and Municipalities	Others (2)	Total
Other Social Infrastructure and Services		**190.48**	**57.07**	**2.91**	**21.31**	**1.03**	**0.07**	**82.39**	**26.42**	**4.94**	**1.12**	**32.48**	**114.87**	**62.28**	**10.92**	**0.53**	**1.88**	**75.61**
16010	Social and welfare services	**81.78**	16.55	0.08	-	-	-	**16.63**	3.38	4.38	0.44	**8.20**	**24.83**	53.78	3.05	0.12	-	**56.95**
16011	Social protection and welfare services policy, planning and administration	**11.44**	9.44	-	2.00	-	-	**11.44**	-	-	-	**-**	**11.44**	-	-	-	-	**-**
16015	Social services (incl. youth development, women and children)	**3.61**	3.61	-	-	-	-	**3.61**	-	-	-	**-**	**3.61**	-	-	-	-	**-**
16020	Employment policy and administrative management	**36.56**	7.46	2.17	14.20	-	-	**23.83**	2.22	0.23	-	**2.46**	**26.29**	2.25	7.65	0.37	-	**10.28**
16030	Housing policy and administrative management	**2.74**	0.03	-	-	-	-	**0.03**	-	0.29	-	**0.29**	**0.32**	2.42	-	-	-	**2.42**
16040	Low-cost housing	**3.60**	0.00	0.30	3.20	-	-	**3.50**	-	0.02	-	**0.02**	**3.52**	0.08	-	-	-	**0.08**
16050	Multisector aid for basic social services	**30.58**	15.11	0.36	-	-	-	**15.47**	11.23	-	0.68	**11.91**	**27.38**	3.04	0.16	-	-	**3.20**
16061	Culture and recreation	**0.02**	-	-	-	-	-	**-**	-	0.00	-	**0.00**	**0.00**	0.02	-	-	-	**0.02**
16062	Statistical capacity building	**8.16**	4.37	-	1.10	-	0.07	**5.54**	1.78	0.01	-	**1.79**	**7.33**	0.69	-	-	0.13	**0.82**
16063	Narcotics control	**1.03**	-	-	-	1.03	-	**1.03**	-	-	-	**-**	**1.03**	-	-	-	-	**-**
16064	Social mitigation of HIV/AIDS	**2.75**	0.16	-	0.06	-	-	**0.22**	2.53	-	-	**2.53**	**2.75**	-	-	-	-	**-**
16066	Culture	**1.45**	-	-	-	-	-	**-**	1.44	-	-	**1.44**	**1.44**	-	-	0.01	-	**0.01**
16070	Labour rights	**4.57**	0.33	-	-	-	-	**0.33**	2.47	0.00	-	**2.47**	**2.80**	-	-	0.03	1.75	**1.78**
16080	Social dialogue	**2.19**	-	-	0.75	-	-	**0.75**	1.37	-	-	**1.37**	**2.12**	-	0.07	-	-	**0.07**
Transport and Storage		**101.91**	**0.03**	**-**	**4.12**	**-**	**-**	**4.15**	**0.19**	**33.29**	**0.02**	**33.49**	**37.64**	**62.50**	**-**	**1.77**	**-**	**64.27**
21010	Transport policy and administrative management	**11.38**	-	-	3.20	-	-	**3.20**	-	6.13	0.01	**6.13**	**9.33**	2.05	-	-	-	**2.05**
21012	Public transport services	**0.92**	-	-	0.92	-	-	**0.92**	-	-	-	**-**	**0.92**	-	-	-	-	**-**
21020	Road transport	**84.71**	-	-	-	-	-	**-**	0.19	26.23	0.01	**26.43**	**26.43**	58.28	-	-	-	**58.28**
21030	Rail transport	**1.15**	-	-	-	-	-	**-**	-	0.12	-	**0.12**	**0.12**	1.03	-	-	-	**1.03**
21040	Water transport	**0.76**	-	-	-	-	-	**-**	-	0.17	-	**0.17**	**0.17**	0.59	-	-	-	**0.59**
21050	Air transport	**2.90**	-	-	-	-	-	**-**	-	0.63	-	**0.63**	**0.63**	0.50	-	1.77	-	**2.27**
21061	Storage	**0.06**	-	-	-	-	-	**-**	-	0.01	-	**0.01**	**0.01**	0.05	-	-	-	**0.05**
21081	Education and training in transport and storage	**0.03**	0.03	-	-	-	-	**0.03**	-	-	-	**-**	**0.03**	-	-	-	-	**-**
Communications		**22.78**	**2.02**	**1.97**	**0.54**	**5.00**	**-**	**9.53**	**0.05**	**0.40**	**0.03**	**0.48**	**10.01**	**10.51**	**1.36**	**-**	**0.90**	**12.77**
22010	Communications policy and administrative management	**2.17**	-	-	-	-	-	**-**	0.03	0.17	-	**0.20**	**0.20**	0.92	1.05	-	-	**1.97**
22020	Telecommunications	**5.13**	-	-	-	-	-	**-**	-	0.18	-	**0.18**	**0.18**	4.05	-	-	0.90	**4.95**
22030	Radio/television/print media	**5.92**	0.73	0.19	-	5.00	-	**5.92**	-	-	-	**-**	**5.92**	-	-	-	-	**-**
22040	Information and Communication Technology (ICT)	**9.56**	1.29	1.77	0.54	-	-	**3.60**	0.03	0.04	0.03	**0.10**	**3.70**	5.54	0.32	-	-	**5.85**
Energy Generation, Distribution and Efficiency		**443.24**	**8.83**	**0.45**	**363.48**	**-**	**-**	**372.76**	**4.23**	**12.71**	**4.66**	**21.59**	**394.35**	**48.09**	**0.37**	**0.43**	**-**	**48.89**
23110	Energy policy and administrative management	**25.41**	0.31	-	0.50	-	-	**0.81**	0.57	9.76	1.37	**11.71**	**12.52**	12.59	0.30	-	-	**12.89**
23111	Energy sector policy, planning and administration	**5.92**	0.05	-	5.50	-	-	**5.55**	0.37	-	-	**0.37**	**5.92**	-	-	-	-	**-**
23112	Energy regulation	**1.24**	-	-	0.10	-	-	**0.10**	1.14	-	-	**1.14**	**1.24**	-	-	-	-	**-**
23181	Energy education/training	**0.82**	0.62	-	0.10	-	-	**0.72**	-	-	0.09	**0.09**	**0.81**	0.01	-	-	-	**0.01**
23182	Energy research	**0.47**	-	-	0.10	-	-	**0.10**	0.37	-	-	**0.37**	**0.47**	-	-	-	-	**-**
23183	Energy conservation and demand-side efficiency	**7.60**	0.41	-	6.89	-	-	**7.30**	-	0.10	0.19	**0.30**	**7.60**	-	-	-	-	**-**
23210	Energy generation, renewable sources – multiple technologies	**178.09**	1.93	0.08	173.10	-	-	**175.11**	0.38	0.08	1.48	**1.94**	**177.05**	0.66	-	0.38	-	**1.04**
23220	Hydro-electric power plants	**13.78**	0.00	-	3.80	-	-	**3.80**	-	0.67	-	**0.67**	**4.47**	9.31	-	-	-	**9.31**
23230	Solar energy	**85.96**	3.98	-	78.71	-	-	**82.69**	-	0.02	0.17	**0.19**	**82.87**	2.96	0.07	0.05	-	**3.09**
23231	Solar energy for isolated grids and standalone systems	**9.61**	-	-	9.48	-	-	**9.48**	-	-	0.13	**0.13**	**9.61**	-	-	-	-	**-**
23240	Wind energy	**34.32**	-	-	34.18	-	-	**34.18**	-	0.00	0.13	**0.13**	**34.31**	0.00	-	-	-	**0.00**
23260	Geothermal energy	**25.20**	-	-	24.58	-	-	**24.58**	-	0.12	0.07	**0.19**	**24.77**	0.42	-	-	-	**0.42**
23270	Biofuel-fired power plants	**26.21**	-	0.37	25.82	-	-	**26.19**	-	0.01	-	**0.01**	**26.21**	0.00	-	-	-	**0.00**
23310	Energy generation, non-renewable sources – unspecified	**0.14**	-	-	-	-	-	**-**	-	0.01	-	**0.01**	**0.01**	0.13	-	-	-	**0.13**
23330	Oil-fired electric power plants	**0.05**	-	-	-	-	-	**-**	-	-	-	**-**	**-**	0.05	-	-	-	**0.05**
23340	Natural gas-fired electric power plants	**0.68**	-	-	-	-	-	**-**	-	-	-	**-**	**-**	0.68	-	-	-	**0.68**
23510	Nuclear energy electric power plants	**1.40**	-	-	-	-	-	**-**	1.40	-	-	**1.40**	**1.40**	-	-	-	-	**-**
23620	District heating and cooling	**0.01**	-	-	-	-	-	**-**	-	0.01	-	**0.01**	**0.01**	-	-	-	-	**-**
23630	Electric power transmission and distribution (centralised grids)	**25.06**	1.51	-	0.62	-	-	**2.13**	-	1.87	0.01	**1.88**	**4.01**	21.05	-	-	-	**21.05**
23631	Electric power transmission and distribution (isolated mini-grids)	**0.01**	-	-	-	-	-	**-**	-	-	0.01	**0.01**	**0.01**	-	-	-	-	**-**
23640	Gas distribution	**0.27**	-	-	-	-	-	**-**	-	0.04	-	**0.04**	**0.04**	0.23	-	-	-	**0.23**
23642	Electric mobility infrastructures	**1.00**	-	-	-	-	-	**-**	-	-	1.00	**1.00**	**1.00**	-	-	-	-	**-**
Banking and Financial Services		**140.72**	**21.99**	**3.10**	**96.07**	**0.04**	**-**	**121.20**	**0.01**	**6.16**	**0.45**	**6.63**	**127.82**	**11.76**	**1.13**	**0.00**	**-**	**12.90**
24010	Financial policy and administrative management	**19.07**	2.95	0.17	4.33	-	-	**7.45**	0.01	3.65	-	**3.66**	**11.11**	7.72	0.25	-	-	**7.97**
24020	Monetary institutions	**1.79**	0.94	-	0.60	-	-	**1.54**	-	0.16	-	**0.16**	**1.70**	0.10	-	-	-	**0.10**
24030	Formal sector financial intermediaries	**63.87**	5.15	2.02	51.90	-	-	**59.07**	-	1.37	0.27	**1.64**	**60.71**	3.12	0.04	-	-	**3.16**
24040	Informal/semi-formal financial intermediaries	**42.43**	2.33	0.51	36.73	0.04	-	**39.61**	-	1.00	0.18	**1.18**	**40.79**	0.83	0.80	0.00	-	**1.64**
24081	Education/training in banking and financial services	**13.55**	10.62	0.40	2.50	-	-	**13.52**	-	-	-	**-**	**13.52**	0.00	0.04	-	-	**0.04**

STATISTICAL REPORT ON INTERNATIONAL ASSISTANCE 2020-2021

CANADIAN INTERNATIONAL ASSISTANCE BY SECTOR

B1: International Assistance by Sector

This table includes ODA and other official assistance expenditures in $ millions.

Sector	TOTAL	Global Affairs Canada											Other Government Sources				
		Bilateral						Multilateral									
		Geographic Programs	Partnerships for Development Innovation	Global Issues and Development	International Security and Political Affairs	Others (1)	Total - Bilateral	United Nations Agency, Fund or Commission	Regional Development Banks	Other Multilateral Institutions	Total - Multilateral	Total	Finance Canada	International Development Research Centre	Provinces, Territories and Municipalities	Others (2)	Total
Business and Other Services	**67.66**	**33.03**	**12.20**	**7.07**	**-**	**-**	**0.00**	**52.31**	**1.17**	**0.19**	**-**	**1.36**	**53.67**	**11.88**	**2.10**	**-**	**-**	**13.98**
25010 Business support services and institutions	**47.02**	21.14	10.52	0.81	-	-	0.00	**32.47**	0.92	0.14	-	**1.06**	**33.53**	11.46	2.03	-	-	**13.49**
25020 Privatization	**0.56**	0.14	-	-	-	-	-	**0.14**	-	-	-	**-**	**0.14**	0.42	-	-	-	**0.42**
25030 Business development services	**18.61**	11.37	1.69	5.46	-	-	-	**18.51**	0.09	0.01	-	**0.10**	**18.61**	-	-	-	-	**-**
25040 Responsible business conduct	**1.47**	0.39	-	0.80	-	-	-	**1.19**	0.16	0.04	-	**0.21**	**1.40**	-	0.07	-	-	**0.07**
Agriculture, Forestry and Fishing	**606.76**	**123.54**	**26.39**	**315.71**	**-**	**-**	**-**	**465.64**	**34.32**	**17.38**	**30.32**	**82.01**	**547.65**	**45.59**	**8.82**	**3.39**	**1.31**	**59.11**
31110 Agricultural policy and administrative management	**48.48**	13.97	0.53	6.19	-	-	-	**20.69**	6.57	11.04	5.08	**22.70**	**43.39**	2.73	2.36	0.00	-	**5.10**
31120 Agricultural development	**94.07**	28.06	3.64	54.25	-	-	-	**85.95**	4.17	0.62	1.27	**6.05**	**92.01**	1.49	0.31	0.26	-	**2.07**
31130 Agricultural land resources	**51.08**	3.69	-	43.73	-	-	-	**47.42**	0.88	0.06	0.51	**1.44**	**48.86**	2.00	0.22	-	-	**2.22**
31140 Agricultural water resources	**44.62**	5.85	-	27.00	-	-	-	**32.85**	1.69	1.14	0.11	**2.94**	**35.79**	8.19	0.54	0.10	-	**8.83**
31150 Agricultural inputs	**16.48**	7.15	3.58	2.40	-	-	-	**13.14**	0.80	-	0.42	**1.23**	**14.37**	2.10	-	0.01	-	**2.11**
31161 Food crop production	**55.14**	6.98	5.92	32.59	-	-	-	**45.39**	3.07	2.01	0.41	**5.50**	**50.89**	2.19	0.25	1.81	-	**4.25**
31162 Industrial crops / export crops	**2.13**	0.51	0.36	-	-	-	-	**0.87**	0.35	-	-	**0.35**	**1.22**	0.51	0.40	-	-	**0.91**
31163 Livestock	**9.93**	1.70	0.37	0.10	-	-	-	**2.17**	2.49	0.86	-	**3.35**	**5.52**	4.41	-	-	-	**4.41**
31165 Agricultural alternative development	**6.08**	0.43	-	5.65	-	-	-	**6.08**	-	-	-	**-**	**6.08**	-	-	-	-	**-**
31166 Agricultural extension	**17.00**	13.83	1.44	-	-	-	-	**15.27**	0.00	0.09	-	**0.09**	**15.36**	1.64	-	-	-	**1.64**
31181 Agricultural education/training	**42.55**	11.80	2.74	27.12	-	-	-	**41.67**	0.00	-	0.26	**0.26**	**41.93**	0.31	0.13	0.17	-	**0.62**
31182 Agricultural research	**15.08**	1.60	0.24	1.84	-	-	-	**3.67**	-	0.01	7.20	**7.21**	**10.88**	1.82	2.34	-	0.04	**4.20**
31191 Agricultural services	**20.75**	8.93	0.61	4.25	-	-	-	**13.80**	-	0.39	-	**0.39**	**14.18**	6.55	-	0.02	-	**6.57**
31192 Plant and post-harvest protection and pest control	**1.03**	0.52	-	-	-	-	-	**0.52**	-	0.00	-	**0.00**	**0.53**	0.02	0.38	-	0.10	**0.51**
31193 Agricultural financial services	**13.55**	3.29	0.61	1.50	-	-	-	**5.40**	4.75	0.03	0.32	**5.11**	**10.51**	2.81	0.23	-	-	**3.04**
31194 Agricultural co-operatives	**43.23**	8.79	5.70	28.00	-	-	-	**42.49**	0.00	-	-	**0.00**	**42.49**	0.74	-	-	-	**0.74**
31195 Livestock/veterinary services	**3.11**	-	0.29	-	-	-	-	**0.29**	-	-	-	**-**	**0.29**	2.32	0.29	-	0.22	**2.82**
31210 Forestry policy and administrative management	**23.90**	0.57	0.19	17.50	-	-	-	**18.27**	0.00	0.07	3.54	**3.61**	**21.88**	2.02	-	-	-	**2.02**
31220 Forestry development	**67.33**	2.28	-	53.30	-	-	-	**55.58**	3.26	0.31	7.79	**11.36**	**66.94**	0.27	-	0.12	-	**0.40**
31261 Fuelwood/charcoal	**0.98**	0.55	-	-	-	-	-	**0.55**	-	-	-	**-**	**0.55**	0.08	-	0.35	-	**0.43**
31281 Forestry education/training	**1.67**	0.60	0.06	-	-	-	-	**0.65**	-	-	-	**-**	**0.65**	-	-	0.06	0.95	**1.01**
31282 Forestry research	**1.53**	-	-	0.15	-	-	-	**0.15**	-	-	1.35	**1.35**	**1.50**	0.01	-	0.01	-	**0.03**
31291 Forestry services	**2.65**	-	-	2.65	-	-	-	**2.65**	-	-	-	**-**	**2.65**	-	-	-	-	**-**
31310 Fishing policy and administrative management	**4.49**	2.00	-	-	-	-	-	**2.00**	-	0.01	-	**0.01**	**2.01**	2.37	0.11	-	-	**2.48**
31320 Fishery development	**14.64**	0.50	0.06	7.43	-	-	-	**7.99**	2.90	0.76	1.60	**5.26**	**13.25**	0.93	-	0.46	-	**1.39**
31381 Fishery education/training	**0.06**	0.02	0.02	-	-	-	-	**0.03**	-	-	-	**-**	**0.03**	0.03	-	-	-	**0.03**
31382 Fishery research	**1.81**	-	0.05	0.05	-	-	-	**0.10**	-	-	0.45	**0.45**	**0.55**	0.01	1.26	-	-	**1.27**
31391 Fishery services	**3.39**	-	-	-	-	-	-	**-**	3.36	-	-	**3.36**	**3.36**	0.03	-	-	-	**0.03**
Industry	**77.35**	**35.24**	**7.77**	**13.99**	**-**	**-**	**57.00**	**0.81**	**2.72**	**7.65**	**11.18**	**68.18**	**7.99**	**0.38**	**0.80**	**-**	**-**	**9.17**
32110 Industrial policy and administrative management	**2.78**	-	-	-	-	-	-	**-**	0.00	2.37	0.15	**2.52**	**2.52**	0.25	0.01	-	-	**0.26**
32120 Industrial development	**0.67**	-	-	-	-	-	-	**-**	-	-	-	**-**	**-**	0.67	-	-	-	**0.67**
32130 Small and medium-sized enterprises (SME) development	**43.75**	25.38	4.59	9.34	-	-	-	**39.31**	0.68	0.20	-	**0.87**	**40.18**	2.59	0.24	0.73	-	**3.56**
32140 Cottage industries and handicraft	**0.13**	-	0.08	-	-	-	-	**0.08**	0.00	-	-	**0.00**	**0.08**	-	-	0.05	-	**0.05**
32161 Agro-industries	**9.90**	2.04	2.50	2.67	-	-	-	**7.21**	0.12	0.14	0.08	**0.34**	**7.55**	2.31	0.04	-	-	**2.34**
32162 Forest industries	**0.01**	-	-	-	-	-	-	**-**	-	-	0.01	**0.01**	**0.01**	0.00	-	-	-	**0.00**
32163 Textiles, leather and substitutes	**0.10**	0.05	-	**0.06**	-	-	-	**0.05**	0.01	-	-	**0.01**	**0.06**	0.04	-	-	-	**0.04**
32164 Chemicals	**6.38**	-	-	-	-	-	-	**-**	-	-	6.38	**6.38**	**6.38**	-	-	-	-	**-**
32167 Energy manufacturing	**0.17**	-	-	0.17	-	-	-	**0.17**	-	-	-	**-**	**0.17**	-	-	-	-	**-**
32168 Pharmaceutical production	**0.03**	-	-	-	-	-	-	**-**	-	-	0.03	**0.03**	**0.03**	-	-	-	-	**-**
32171 Engineering	**0.01**	-	-	-	-	-	-	**-**	-	-	0.01	**0.01**	**0.01**	-	-	-	-	**-**
32172 Transport equipment industry	**0.01**	-	-	-	-	-	-	**-**	-	-	-	**-**	**-**	-	-	0.01	-	**0.01**
32182 Technological research and development	**0.44**	0.40	-	-	-	-	-	**0.40**	-	-	-	**-**	**0.40**	0.04	-	-	-	**0.04**
32210 Mineral/mining policy and administrative management	**9.74**	6.10	0.60	1.81	-	-	-	**8.51**	0.00	0.00	-	**0.00**	**8.51**	1.14	0.09	0.01	-	**1.23**
32220 Mineral prospection and exploration	**0.43**	0.33	-	-	-	-	-	**0.33**	-	-	-	**-**	**0.33**	0.10	-	-	-	**0.10**
32261 Coal	**0.02**	0.02	-	-	-	-	-	**0.02**	-	0.00	-	**0.00**	**0.02**	-	-	-	-	**-**
32262 Oil and gas	**0.88**	0.12	-	-	-	-	-	**0.12**	-	-	-	**-**	**0.12**	0.76	-	-	-	**0.76**
32265 Precious metals/materials	**1.34**	0.44	-	-	-	-	-	**0.44**	-	-	0.90	**0.90**	**1.34**	-	-	-	-	**-**
32310 Construction policy and administrative management	**0.56**	0.38	-	-	-	-	-	**0.38**	0.00	-	0.09	**0.09**	**0.47**	0.09	-	-	-	**0.09**

CANADIAN INTERNATIONAL ASSISTANCE BY SECTOR

B1: International Assistance by Sector

This table includes ODA and other official assistance expenditures in $ millions.

Sector	TOTAL	Global Affairs Canada											Other Government Sources				
		Bilateral						Multilateral									
		Geographic Programs	Partnerships for Development Innovation	Global Issues and Development	International Security and Political Affairs	Others (1)	Total - Bilateral	United Nations Agency, Fund or Commission	Regional Development Banks	Other Multilateral Institutions	Total - Multilateral	Total	Finance Canada	International Development Research Centre	Provinces, Territories and Municipalities	Others (2)	Total
Trade Policy and Regulations	**19.86**	**9.39**	**1.53**	**1.27**	**-**	**1.00**	**13.19**	**0.04**	**0.34**	**-**	**0.38**	**13.57**	**5.97**	**0.32**	**-**	**-**	**6.29**
33110 Trade policy and administrative management	**7.36**	3.91	0.34	0.42	-	-	**4.67**	0.01	-	-	**0.01**	**4.68**	2.51	0.16	-	-	**2.68**
33120 Trade facilitation	**6.98**	3.85	0.17	0.42	-	1.00	**5.44**	0.02	0.03	-	**0.05**	**5.49**	1.48	-	-	-	**1.48**
33130 Regional trade agreements	**0.19**	0.12	-	-	-	-	**0.12**	0.00	0.05	-	**0.05**	**0.17**	0.02	-	-	-	**0.02**
33140 Multilateral trade negotiations	**0.19**	0.19	-	-	-	-	**0.19**	0.00	-	-	**0.00**	**0.19**	-	-	-	-	**-**
33150 Trade-related adjustment	**0.02**	0.02	-	-	-	-	**0.02**	0.00	-	-	**0.00**	**0.02**	-	-	-	-	**-**
33181 Trade education/training	**0.78**	0.29	0.06	0.42	-	-	**0.77**	0.01	0.01	-	**0.02**	**0.78**	-	-	-	-	**-**
33210 Tourism policy and administrative management	**4.35**	1.02	0.97	-	-	-	**1.99**	0.00	0.25	-	**0.25**	**2.24**	1.95	0.15	-	-	**2.11**
General Environmental Protection	**154.90**	**35.22**	**1.39**	**51.25**	**-**	**-**	**87.86**	**11.23**	**0.79**	**28.40**	**40.42**	**128.28**	**3.38**	**4.92**	**0.12**	**18.19**	**26.62**
41010 Environmental policy and administrative management	**100.55**	17.54	0.28	36.33	-	-	**54.15**	6.63	0.78	18.01	**25.42**	**79.57**	1.25	2.95	-	16.77	**20.96**
41020 Biosphere protection	**12.37**	0.16	-	5.31	-	-	**5.46**	4.59	-	1.93	**6.52**	**11.98**	0.39	-	-	-	**0.39**
41030 Bio-diversity	**17.73**	3.65	-	5.43	-	-	**9.07**	0.01	0.02	8.11	**8.13**	**17.21**	0.49	-	-	0.03	**0.52**
41040 Site preservation	**3.16**	1.98	-	-	-	-	**1.98**	-	-	-	**-**	**1.98**	1.06	-	-	0.12	**1.18**
41050 Flood prevention/control	**6.60**	6.42	-	-	-	-	**6.42**	-	-	-	**-**	**6.42**	-	0.18	-	-	**0.18**
41081 Environmental education/training	**9.70**	4.23	1.11	3.12	-	-	**8.46**	-	0.00	0.35	**0.35**	**8.80**	0.04	0.69	0.12	0.05	**0.89**
41082 Environmental research	**4.79**	1.24	-	1.07	-	-	**2.31**	-	-	-	**-**	**2.31**	0.15	1.10	-	1.23	**2.48**
Multisector	**520.62**	**93.45**	**5.56**	**94.28**	**-**	**2.17**	**195.47**	**55.14**	**79.37**	**10.29**	**144.80**	**340.27**	**26.48**	**50.07**	**2.62**	**101.18**	**180.35**
43010 Multisector aid	**272.94**	28.75	3.92	3.26	-	-	**35.93**	47.95	72.32	6.67	**126.94**	**162.87**	0.00	9.06	1.00	100.00	**110.07**
43030 Urban development and management	**15.53**	0.05	-	-	-	-	**0.05**	0.07	0.69	0.07	**0.84**	**0.89**	14.38	0.26	-	-	**14.65**
43032 Urban development	**2.50**	-	-	2.50	-	-	**2.50**	-	-	-	**-**	**2.50**	-	-	-	-	**-**
43040 Rural development	**16.59**	2.91	1.34	0.25	-	-	**4.50**	4.85	0.33	0.51	**5.69**	**10.18**	6.06	0.36	-	-	**6.41**
43041 Rural land policy and management	**28.45**	1.21	-	27.24	-	-	**28.45**	-	-	-	**-**	**28.45**	-	-	-	-	**-**
43042 Rural development	**29.52**	0.02	-	29.50	-	-	**29.52**	-	-	-	**-**	**29.52**	-	-	-	-	**-**
43050 Non-agricultural alternative development	**0.50**	0.50	-	-	-	-	**0.50**	-	-	-	**-**	**0.50**	-	-	-	-	**-**
43060 Disaster risk reduction	**64.25**	22.90	0.03	31.49	-	-	**54.42**	0.00	0.59	2.71	**3.30**	**57.72**	5.52	-	0.13	0.87	**6.53**
43071 Food security policy and administrative management	**5.70**	0.12	-	-	-	-	**0.12**	-	-	0.32	**0.32**	**0.44**	-	5.26	-	-	**5.26**
43072 Household food security Programs	**8.39**	7.75	0.25	-	-	-	**8.00**	-	-	-	**-**	**8.00**	-	0.39	-	-	**0.39**
43073 Food safety and quality	**0.13**	-	-	-	-	-	**-**	0.13	-	-	**0.13**	**0.13**	-	-	-	-	**-**
43081 Multisector education/training	**5.08**	0.07	0.02	0.04	-	-	**0.13**	0.00	-	-	**0.00**	**0.13**	-	4.00	0.87	0.08	**4.95**
43082 Research/scientific institutions	**34.63**	-	-	-	-	2.17	**2.17**	1.44	0.03	0.01	**1.49**	**3.66**	0.00	30.74	-	0.23	**30.97**
51010 General budget support-related aid	**6.05**	-	-	-	-	-	**-**	0.09	5.36	-	**5.45**	**5.45**	-	-	0.60	-	**0.60**
52010 Food aid and food security programs	**30.04**	29.18	-	-	-	-	**29.18**	0.57	-	-	**0.57**	**29.75**	0.29	-	-	-	**0.29**
60010 Action relating to debt	**0.05**	-	-	-	-	-	**-**	0.04	-	-	**0.04**	**0.04**	0.01	-	-	-	**0.01**
60020 Debt forgiveness	**0.26**	-	-	-	-	-	**-**	-	0.03	-	**0.03**	**0.03**	0.22	-	-	-	**0.22**
Humanitarian Assistance	**1,167.42**	**31.02**	**1.16**	**1,024.12**	**0.50**	**-**	**1,056.81**	**84.16**	**0.23**	**1.04**	**85.43**	**1,142.24**	**20.93**	**-**	**4.06**	**0.19**	**25.18**
72010 Material relief assistance and services	**294.05**	1.80	0.49	250.60	0.13	-	**253.01**	36.43	-	-	**36.43**	**289.45**	1.51	-	3.00	0.10	**4.61**
72011 Basic health-care services in emergencies	**170.09**	3.29	-	165.68	0.13	-	**169.09**	-	-	-	**-**	**169.09**	-	-	1.00	-	**1.00**
72012 Education in emergencies	**20.70**	3.29	-	17.40	-	-	**20.70**	-	-	-	**-**	**20.70**	-	-	-	-	**-**
72040 Emergency food aid	**440.21**	7.15	-	406.79	0.13	-	**414.06**	25.77	-	-	**25.77**	**439.83**	0.34	-	0.04	-	**0.38**
72050 Relief co-ordination; protection and support services	**196.98**	3.60	0.07	181.55	0.13	-	**185.35**	11.42	-	-	**11.42**	**196.76**	0.12	-	-	0.09	**0.21**
73010 Reconstruction Relief and Rehabilitation	**18.29**	7.94	0.54	0.67	-	-	**9.15**	5.52	0.03	0.20	**5.75**	**14.90**	3.36	-	0.03	-	**3.39**
74020 Multi-hazard response preparedness	**27.11**	3.95	0.06	1.44	-	-	**5.45**	5.03	0.20	0.83	**6.06**	**11.51**	15.60	-	-	-	**15.60**
Other Aid Expenditures	**1,046.13**	**70.49**	**29.86**	**34.02**	**52.96**	**161.72**	**349.06**	**3.01**	**0.55**	**43.06**	**46.61**	**395.67**	**3.80**	**19.27**	**244.21**	**383.18**	**650.46**
91010 Administrative costs	**384.20**	70.44	16.73	33.38	52.02	161.28	**333.84**	-	-	-	**-**	**333.84**	-	18.97	-	31.38	**50.35**
93010 Refugees in donor countries	**122.64**	-	-	-	-	-	**-**	-	-	-	**-**	**-**	-	-	-	122.64	**122.64**
93011 Refugees / asylum seekers in donor countries - food and shelter	**174.79**	-	-	-	-	-	**-**	-	-	-	**-**	**-**	-	-	-	174.79	**174.79**
93013 Refugees / asylum seekers in donor countries - health	**185.46**	-	-	-	-	-	**-**	-	-	-	**-**	**-**	-	-	131.64	53.82	**185.46**
93014 Refugees / asylum seekers in donor countries - other temporary sustenance	**98.24**	-	-	-	-	-	**-**	-	-	-	**-**	**-**	-	-	98.24	-	**98.24**
99810 Sectors not specified	**66.61**	0.04	-	0.65	0.95	0.24	**1.88**	3.00	0.55	43.06	**46.61**	**48.49**	3.80	-	13.78	0.55	**18.13**
99820 Promotion of development awareness	**14.19**	-	13.14	-	-	0.20	**13.34**	0.01	-	-	**0.01**	**13.34**	-	0.30	0.56	-	**0.85**
Total - International Assistance	**8,429.78**	**1,596.97**	**527.41**	**3,164.03**	**402.75**	**170.30**	**5,861.45**	**371.18**	**222.90**	**514.73**	**1,108.81**	**6,970.27**	**511.50**	**152.74**	**262.84**	**532.43**	**1,459.51**

(1) Other: Includes Strategic Policy Branch, International Business Development and Innovation Branch, Services Rendered Abroad, and corporate operations and management costs of non-programming branches.
(2) A complete list of all other government departments providing international assistance can be found in table A of this report.
(3) These sector codes were created for departmental use and are not part of OECD-DAC's purpose codes list.

STATISTICAL REPORT ON INTERNATIONAL ASSISTANCE 2020-2021

CANADIAN INTERNATIONAL ASSISTANCE BY RECIPIENT

B2: Humanitarian Assistance by Country or Organization

This table includes ODA and other official assistance expenditures in $ millions.

Recipient Country	TOTAL	Global Affairs Canada								Other Government Sources (1)
		Emergency Response								
		Material relief assistance and services	Basic health-care services in emergencies	Education in emergencies	Emergency food aid	Relief co-ordination, protection and support services	Reconstruction Relief and Rehabilitation	Disaster Prevention and Preparedness	Total	
Sub-Saharan Africa (2)	**399.26**	**78.49**	**66.48**	**7.12**	**179.85**	**66.02**	**0.52**	**0.71**	**399.19**	**0.07**
Country-Allocable										
Benin	**0.01**	-	-	-	-	-	-	0.01	**0.01**	**-**
Burkina Faso	**12.88**	1.33	0.15	0.20	9.50	1.53	0.16	0.00	**12.87**	**0.01**
Burundi	**3.20**	0.34	0.11	-	2.45	0.30	-	-	**3.20**	**-**
Cameroon	**7.96**	2.99	0.15	0.13	3.46	1.23	-	-	**7.96**	**0.00**
Central African Republic	**18.02**	2.72	3.87	0.05	7.37	4.00	-	-	**18.02**	**-**
Chad	**20.09**	2.70	5.98	1.03	9.43	0.95	-	-	**20.09**	**-**
Democratic Republic of Congo	**22.63**	0.80	3.59	0.20	13.54	4.51	-	-	**22.63**	**-**
Congo	**0.70**	-	-	-	0.70	-	-	-	**0.70**	**-**
Côte d'Ivoire	**0.00**	-	-	-	-	-	-	0.00	**0.00**	**-**
Djibouti	**0.91**	-	-	-	0.91	-	-	-	**0.91**	**-**
Eswatini	**0.00**	-	-	-	-	-	-	-	**-**	**0.00**
Ethiopia	**43.01**	7.73	8.51	0.39	20.59	5.79	-	-	**43.01**	**-**
Kenya	**5.73**	0.81	-	0.20	3.72	1.01	-	-	**5.73**	**-**
Lesotho	**0.58**	-	-	-	0.58	-	-	-	**0.58**	**-**
Liberia	**0.17**	0.06	-	-	-	-	0.11	-	**0.17**	**-**
Malawi	**5.00**	1.25	1.25	1.25	-	1.25	-	-	**5.00**	**-**
Mali	**16.57**	1.12	2.90	0.04	10.04	2.48	-	-	**16.57**	**-**
Mauritania	**2.41**	0.10	-	0.02	2.16	0.12	-	-	**2.41**	**-**
Mauritius	**0.00**	-	-	-	-	-	-	-	**-**	**0.00**
Mozambique	**7.07**	-	-	-	7.07	-	-	-	**7.07**	**0.00**
Niger	**21.90**	1.02	3.75	0.72	15.91	0.50	-	-	**21.90**	**0.00**
Nigeria	**32.23**	5.87	8.49	-	13.80	4.07	-	-	**32.23**	**-**
Rwanda	**2.41**	0.20	-	0.05	1.91	0.25	-	0.00	**2.41**	**-**
Senegal	**0.03**	-	-	-	-	-	-	0.01	**0.01**	**0.02**
Sierra Leone	**0.17**	0.06	-	-	-	-	0.11	-	**0.17**	**-**
Somalia	**37.59**	7.97	0.65	0.14	22.51	6.30	-	-	**37.58**	**0.01**
South Sudan	**31.65**	8.79	9.68	0.33	5.85	6.81	-	0.20	**31.65**	**-**
Sudan	**23.67**	7.13	4.59	0.86	3.57	7.52	-	-	**23.67**	**0.00**
Tanzania	**3.42**	0.56	-	0.14	2.01	0.70	-	-	**3.42**	**-**
Togo	**0.00**	-	-	-	-	-	-	-	**-**	**0.00**
Uganda	**11.97**	3.01	0.50	0.25	6.93	1.26	-	-	**11.95**	**0.03**
Zimbabwe	**5.64**	-	-	-	5.64	-	-	-	**5.64**	**-**
Region-Allocable										
East Africa	**1.00**	0.96	-	-	-	0.04	-	-	**1.00**	**-**
Sub-Saharan Africa	**0.12**	0.12	-	-	-	-	-	-	**0.12**	**-**
Africa	**60.52**	20.85	12.30	1.12	10.23	15.41	0.14	0.48	**60.52**	**-**
North Africa	**5.40**	**1.56**	**0.67**	**0.22**	**1.25**	**1.70**	**-**	**-**	**5.40**	**0.00**
Country-Allocable										
Algeria	**0.80**	0.32	-	0.08	-	0.40	-	-	**0.80**	-
Libya	**4.35**	1.23	0.67	0.14	1.00	1.30	-	-	**4.35**	**-**
Morocco	**0.00**	-	-	-	-	-	-	-	**-**	**0.00**
Tunisia	**0.25**	-	-	-	0.25	-	-	-	**0.25**	**-**
Region-Allocable	**-**									
North Africa	**0.01**	0.01	-	-	-	-	-	-	**0.01**	**-**
Middle East	**374.52**	**96.76**	**45.19**	**9.65**	**149.08**	**61.91**	**7.94**	**-**	**370.52**	**4.00**
Country-Allocable										
Iraq	**46.42**	16.58	7.33	1.01	9.45	7.05	5.00	-	**46.42**	**-**
Jordan	**35.78**	10.85	3.79	1.64	10.60	8.91	-	-	**35.78**	**-**
Lebanon	**91.94**	38.41	5.03	3.21	25.11	16.18	-	-	**87.94**	**4.00**
Syria	**90.13**	22.86	15.83	1.52	32.71	17.21	-	-	**90.13**	**-**
West Bank and Gaza	**14.77**	0.90	2.30	2.00	5.34	1.30	2.94	-	**14.77**	**-**
Yemen	**48.32**	0.88	5.93	0.20	36.80	4.51	-	-	**48.32**	**-**
Region-Allocable										
Middle East	**47.16**	6.29	4.99	0.07	29.07	6.75	-	-	**47.16**	**-**
Asia	**134.75**	**36.40**	**29.59**	**1.61**	**34.09**	**32.23**	**0.30**	**0.49**	**134.70**	**0.05**
Country-Allocable										
Afghanistan	**33.72**	5.98	6.21	0.30	12.74	8.49	-	-	**33.72**	**-**
Azerbaijan	**1.39**	1.36	0.02	-	-	0.01	-	-	**1.39**	**-**
Bangladesh	**28.94**	6.72	9.49	0.24	5.58	6.91	-	-	**28.93**	**0.01**
Myanmar	**10.62**	4.40	1.20	0.04	1.30	3.67	-	0.00	**10.61**	**0.01**
Georgia	**0.21**	0.09	0.10	-	-	0.02	-	-	**0.21**	**-**
India	**0.02**	-	-	-	-	-	-	-	**-**	**0.02**
Indonesia	**0.76**	0.33	0.29	0.04	-	0.10	-	-	**0.76**	**0.00**
Kazakhstan	**0.32**	0.14	0.14	-	-	0.03	-	-	**0.32**	**-**
North Korea	**2.22**	0.19	0.09	0.05	1.80	0.09	-	-	**2.22**	**0.00**
Kyrgyzstan	**0.32**	0.14	0.14	-	-	0.03	-	-	**0.32**	**-**
Nepal	**0.02**	-	-	-	-	-	-	0.01	**0.01**	**0.01**
Pakistan	**11.50**	1.51	1.66	0.30	3.66	4.20	0.16	-	**11.50**	**-**
Philippines	**0.16**	0.07	0.02	-	-	0.06	-	-	**0.15**	**0.00**
Tajikistan	**0.32**	0.14	0.14	-	-	0.03	-	-	**0.32**	**-**
Vietnam	**0.00**	-	-	-	-	-	-	-	**-**	**0.00**
Region-Allocable										
Asia	**38.99**	12.96	7.70	0.64	9.02	8.06	0.14	0.48	**38.99**	**-**
South-Central Asia	**1.75**	0.79	0.79	-	-	0.18	-	-	**1.75**	**-**
Southeast Asia	**1.75**	0.79	0.79	-	-	0.18	-	-	**1.75**	**-**
Eastern Asia	**1.75**	0.79	0.79	-	-	0.18	-	-	**1.75**	**-**

STATISTICAL REPORT ON INTERNATIONAL ASSISTANCE 2020-2021

CANADIAN INTERNATIONAL ASSISTANCE BY RECIPIENT

B2: Humanitarian Assistance by Country or Organization

This table includes ODA and other official assistance expenditures in $ millions.

Recipient Country	TOTAL	Global Affairs Canada								Other Government Sources (1)
		Emergency Response								
		Material relief assistance and services	Basic health-care services in emergencies	Education in emergencies	Emergency food aid	Relief co-ordination, protection and support services	Reconstruction Relief and Rehabilitation	Disaster Prevention and Preparedness	Total	
Americas	**103.83**	**22.80**	**13.66**	**1.45**	**46.22**	**15.07**	**0.26**	**4.25**	**103.71**	**0.11**
Country-Allocable										
Bolivia	**0.01**	-	-	-	-	-	-	0.01	**0.01**	**0.00**
Colombia	**14.42**	3.18	2.38	0.12	7.63	1.11	-	-	**14.42**	**0.00**
Ecuador	**2.86**	1.00	-	0.12	1.10	0.62	-	-	**2.85**	**0.01**
El Salvador	**3.25**	-	-	-	3.24	-	-	-	**3.24**	**0.01**
Guatemala	**3.91**	0.04	0.04	-	3.74	0.04	0.04	0.00	**3.91**	**-**
Haiti	**12.86**	0.19	0.09	0.05	12.44	0.09	0.00	0.00	**12.86**	**-**
Honduras	**3.91**	0.04	0.04	-	3.74	0.04	0.04	-	**3.91**	**-**
Mexico	**0.00**	-	-	-	-	-	-	-	**-**	**0.00**
Nicaragua	**3.07**	0.44	0.04	-	2.50	0.04	0.04	-	**3.07**	**-**
Panama	**0.00**	-	-	-	-	-	-	-	**-**	**0.00**
Peru	**1.75**	0.50	-	0.12	0.50	0.62	-	-	**1.75**	**-**
Venezuela	**8.22**	2.90	1.25	0.06	0.06	3.96	-	-	**8.22**	**-**
Region-Allocable										
Caribbean	**3.87**	0.01	-	-	-	-	0.00	3.76	**3.77**	**0.10**
Central America	**1.31**	0.01	-	-	1.30	-	-	-	**1.31**	**-**
South America	**6.01**	2.41	-	0.60	-	3.00	-	-	**6.01**	**-**
Americas	**38.39**	12.08	9.82	0.37	9.98	5.54	0.14	0.48	**38.39**	**-**
Europe	**27.66**	**10.45**	**7.84**	**0.39**	**1.85**	**6.99**	**0.14**	**0.00**	**27.66**	**-**
Country-Allocable										
Albania	**0.32**	0.14	0.14	-	-	0.03	-	-	**0.32**	**-**
Belarus	**0.19**	0.09	0.09	-	-	0.02	-	-	**0.19**	**-**
Bosnia and Herzegovina	**0.25**	0.11	0.11	-	-	0.02	-	-	**0.25**	**-**
Croatia	**0.50**	0.13	0.13	-	0.13	0.13	-	-	**0.50**	**-**
North Macedonia	**0.32**	0.14	0.14	-	-	0.03	-	-	**0.32**	**-**
Moldova	**0.19**	0.09	0.09	-	-	0.02	-	-	**0.19**	**-**
Montenegro	**0.32**	0.14	0.14	-	-	0.03	-	-	**0.32**	**-**
Ukraine	**7.35**	2.28	0.54	0.13	-	4.40	-	-	**7.35**	**-**
Region-Allocable										
Europe	**18.21**	7.33	6.45	0.26	1.73	2.31	0.14	0.00	**18.21**	**-**
Oceania	**15.38**	**6.55**	**5.66**	**0.26**	**1.73**	**1.17**	**-**	**0.00**	**15.37**	**0.01**
Country-Allocable										
Fiji	**0.00**	-	-	-	-	-	-	-	**-**	**0.00**
Vanuatu	**0.01**	-	-	-	-	-	-	-	**-**	**0.01**
Region-Allocable										
Oceania	**15.37**	6.55	5.66	0.26	1.73	1.17	-	0.00	**15.37**	**-**
Global/Unallocable	**0.25**	**-**	**-**	**-**	**-**	**0.25**	**-**	**-**	**0.25**	**-**
Bilateral Humanitarian Assistance	**1,061.06**	**253.01**	**169.09**	**20.70**	**414.06**	**185.35**	**9.15**	**5.45**	**1,056.81**	**4.25**
Recipient Organization										
Caribbean Development Bank	**0.20**	-	-	-	-	-	-	0.20	**0.20**	**-**
Central Emergency Response Fund	**29.40**	18.24	-	-	6.31	4.84	-	-	**29.40**	**-**
Global Environment Facility Trust Fund	**1.04**	-	-	-	-	-	0.20	0.83	**1.04**	**-**
Inter-American Development Bank, Inter-American Investment Corporation, Multilateral Investment Fund and Fund for Special Operations	**0.03**	-	-	-	-	-	0.03	-	**0.03**	**-**
International Development Association	**20.93**	-	-	-	-	-	-	-	**-**	**20.93**
International Labour Organization	**0.08**	-	-	-	-	-	0.08	-	**0.08**	**-**
United Nations Children's Fund	**5.70**	5.70	-	-	-	-	-	-	**5.70**	**-**
United Nations Development Programme	**6.34**	0.01	-	-	-	-	2.44	3.90	**6.34**	**-**
United Nations Office of Co-ordination of Humanitarian Affairs	**2.00**	-	-	-	-	2.00	-	-	**2.00**	**-**
United Nations Office of the United Nations High Commissioner for Refugees	**12.60**	8.50	-	-	-	4.07	0.03	-	**12.60**	**-**
United Nations Population Fund	**2.26**	1.96	-	-	-	0.31	-	-	**2.26**	**-**
United Nations Relief and Works Agency for Palestine Refugees in the Near East	**2.04**	2.04	-	-	-	-	-	-	**2.04**	**-**
World Food Programme	**23.75**	-	-	-	19.46	0.19	2.97	1.13	**23.75**	**-**
Multilateral Humanitarian Assistance	**106.36**	**36.43**	**-**	**-**	**25.77**	**11.42**	**5.75**	**6.06**	**85.43**	**20.93**
Total - Humanitarian Assistance	**1,167.42**	**289.45**	**169.09**	**20.70**	**439.83**	**196.76**	**14.90**	**11.51**	**1,142.24**	**25.18**

(1) Other sources include Finance Canada, the Department of National Defence, the Canadian Space Agency, Quebec, Manitoba, Ontario and Nova Scotia.

(2) Projects coded to Africa are included under Sub-Saharan Africa because the majority of the benefits will incur to countries in that region.

CANADIAN INTERNATIONAL ASSISTANCE
BY RECIPIENT ORGANIZATION

CANADIAN INTERNATIONAL ASSISTANCE BY RECIPIENT ORGANIZATION

C1: Summary of Global Affairs Canada's International Assistance by Type of Organization

This table includes ODA and other official assistance expenditures in $ millions and excludes operations and management costs as well as services rendered abroad.

	TOTAL	Geographic Programs	Global Issues and Development	Partnerships for Development Innovation	International Security and Political Affairs	Other Programs (4)
Canadian Organizations	**1,261.98**	345.10	368.52	498.00	46.75	3.60
Civil Society (1)	**1,062.17**	278.69	285.79	482.62	12.18	2.90
Government	**131.29**	17.04	80.74	6.95	25.86	0.70
Private Sector	**68.52**	49.37	2.00	8.43	8.72	-
Foreign Organizations	**848.32**	359.22	298.09	3.68	185.22	2.11
Civil Society (1)	**496.44**	153.77	188.10	3.68	148.78	2.11
Government (2)	**265.57**	181.41	54.91	-	29.25	-
Private Sector	**86.31**	24.05	55.08	-	7.19	-
Multilateral Organizations (3)	**4,526.13**	878.09	3,488.52	9.00	146.66	3.87
Grants and Contributions	**4,215.62**	878.09	3,178.01	9.00	146.66	3.87
Payments to International Financial Institutions	**310.51**	-	310.51	-	-	-
Total	**6,636.42**	**1,582.41**	**4,155.13**	**510.68**	**378.63**	**9.58**

(1) For a detailed breakdown of transfer payments to civil society organizations, please consult Section 6 of the Public Accounts of Canada.
(2) Global Affairs Canada's assistance to foreign governments is based on program-based approaches (such as budget support and pooled funding), in line with the Paris Declaration on Aid Effectiveness.
(3) More information on contributions to multilateral organizations can be found in Table C2 of this report.
(4) Other: Includes Strategic Policy, and International Business Development and Innovation Branch.

TOP MULTILATERALS

United Nations Children's Fund	$545M
World Food Programme	$500M
The Global Alliance for Vaccines and Immunization	$395M

TOP CANADIAN ORGANIZATIONS

Equality Fund	$196M
Micronutrient Initiative	$93M
FinDev Canada	$77M

TOP INTERNATIONAL AND GLOBAL

Coalition for Epidemic Preparedness	$90M
International Committee of the Red Cross	$78M
GuarantCo Management Company Ltd.	$40M

TOP PARTNER GOVERNMENTS

Government of the United Kingdom*	$43M
Government of Jordan	$29M
Government of Tanzania	$27M

* Delegated cooperation to the Government of the United Kingdom for the benefit of South Sudan.

CANADIAN INTERNATIONAL ASSISTANCE BY RECIPIENT ORGANIZATION

C2: International Assistance by Multilateral Organization

This table includes ODA and other official assistance expenditures in $ millions and excludes operations and management costs as well as services rendered abroad.

Recipient Organization	TOTAL	Global Affairs Canada				Other Government Sources			
		Bilateral							
		Institutional Support to Multilateral Organizations	Global Initiatives	Geographic Programs	Other Programs (1)	Department of Finance Canada	Quebec	Environment and Climate Change Canada	Others (2)	Total
United Nations Agency, Fund or Commission	**2,652.54**	**371.18**	**1,559.30**	**606.32**	**106.56**	-	**0.46**	**10.09**	**7.63**	**18.18**
CERF Central Emergency Response Fund	**29.40**	29.40	-	-	-	-	-	-	-	-
OECD Organization for Economic Co-operation	**0.51**	0.31	1.20	-	-	-	-	-	-	-
ESCAP Economic and Social Commission for Asia and the Pacific	**2.15**	-	2.15	-	-	-	-	-	-	-
ECA Economic Commission for Africa	**4.40**	-	-	4.40	-	-	-	-	-	-
FAO Food and Agricultural Organization	**65.78**	14.52	24.85	26.41	-	-	0.01	0.00	-	**0.01**
IARC International Agency for Research on Cancer	**0.71**	0.71	-	-	-	-	-	-	-	-
IAEA-TCF International Atomic Energy Agency (Contributions to Technical Cooperation Fund)	**21.04**	3.66	-	-	17.37	-	-	-	-	-
IAEA-Assessed International Atomic Energy Agency - assessed contributions	**5.16**	5.16	-	-	-	-	-	-	-	-
IFAD International Fund for Agricultural Development	**301.00**	25.00	276.00	-	-	-	-	-	-	-
ILO-Assessed International Labour Organization - Assessed Contributions	**9.31**	9.31	-	-	-	-	-	-	-	-
ILO-RBSA International Labour Organization - Regular Budget Supplementary Account	**14.99**	-	-	13.65	1.34	-	-	-	1.34	**1.34**
IOM International Organization for Migration	**21.77**	-	10.05	9.48	2.24	-	0.01	-	2.24	**2.25**
ITU International Telecommunications Union	**0.90**	-	-	-	0.90	-	-	-	0.90	**0.90**
UNAIDS Joint United Nations Programme on HIV/AIDS	**5.00**	5.00	-	-	-	-	-	-	-	-
MFMP Multilateral Fund for the Implementation of the Montreal Protocol	**10.41**	7.85	-	-	2.55	-	-	2.55	-	**2.55**
PAHO Pan-American Health Organization	**80.13**	13.47	2.90	63.74	-	-	0.03	-	-	**0.03**
UN United Nations	**52.59**	47.31	-	5.28	-	-	-	-	-	-
UNICEF United Nations Children's Fund	**553.81**	16.20	388.72	159.47	-	-	-	-	0.42	**0.42**
UNDPKO United Nations Department of Peacekeeping Operations	**39.06**	31.78	-	7.28	-	-	-	-	-	-
UNDP United Nations Development Coordination Office	**5.36**	3.00	0.83	1.53	-	-	-	-	-	-
UNDP United Nations Development Programme	**208.00**	40.00	12.20	139.07	15.95	-	0.77	-	-	**0.77**
UNESCO United Nations Educational, Scientific and Cultural Organization	**12.27**	7.21	1.30	-	1.85	-	-	-	-	-
UNWOMEN United Nations Entity for Gender Equality and the Empowerment of Women	**42.47**	6.50	17.65	16.04	2.28	-	0.39	-	1.51	**1.90**
UNEP United Nations Environment Programme	**7.97**	0.65	0.65	1.63	-	-	-	-	-	-
UNFCCC United Nations Framework Convention on Climate Change	**0.66**	0.66	-	-	-	-	-	-	-	-
OHCHR United Nations High Commissioner for Human Rights (extrabudgetary contributions)	**7.65**	5.00	-	1.40	1.25	-	-	5.69	-	**5.69**
UN Habitat United Nations Human Settlement Programme	**0.20**	-	-	0.20	-	-	-	-	-	-
UNMAS United Nations Mine Action Service	**0.90**	-	-	0.20	0.90	-	-	-	-	-
UNOPS United Nations Office for Project Services	**23.73**	17.00	4.00	2.73	-	-	-	-	-	-
UNOCHA United Nations Office of Co-ordination of Humanitarian Affairs	**50.16**	47.66	0.50	0.40	-	-	-	-	-	-
UNHCR United Nations Office of the United Nations High Commissioner for Refugees	**139.91**	126.80	2.00	7.86	-	-	0.01	0.10	0.45	**0.11**
UNODC United Nations Office on Drugs and Crime	**8.31**	12.60	-	-	-	-	-	-	-	**0.45**
PBF Window 2 United Nations Peacebuilding Fund (Window Two: Restricted Contributions)	**3.00**	-	-	3.00	-	-	-	-	-	-
UNFPA United Nations Population Fund	**127.18**	15.60	34.75	76.83	-	-	-	-	-	-
UNRWA United Nations Relief and Works Agency for Palestine Refugees in the Near East	**33.65**	27.15	5.00	1.50	-	-	-	-	-	-
UNU United Nations University (including Endowment Fund)	**2.02**	2.00	-	-	-	-	-	-	0.02	**0.02**
UNVFVT United Nations Voluntary Fund for Victims of Torture	**0.06**	0.06	-	-	-	-	-	-	-	-
UPU Universal Postal Union	**0.55**	-	-	-	-	-	-	-	0.55	**0.55**
UN-Multi Partner Trust Fund Office	**35.45**	17.45	-	18.00	-	-	-	-	-	-
WFP World Food Programme	**499.72**	25.00	398.26	76.46	-	-	-	-	-	-
WHO World Health Organization - Assessed Contributions	**13.75**	13.75	-	-	-	-	-	-	-	-
WHO World Health Organization	**206.49**	-	184.88	20.61	1.00	-	-	-	-	-
WIPO World Intellectual Property Organization	**0.07**	0.02	-	-	0.02	-	-	-	0.06	**0.06**
WMO World Meteorological Organization	**1.08**	-	-	-	-	-	-	1.08	-	**1.08**
WTO-ITC World Trade Organization - International Trade Centre	**0.95**	0.95	-	-	-	-	-	-	-	-
Other United Nations agency, fund or commission	**1.85**	-	-	1.80	0.05	-	-	-	0.05	**0.05**
International Monetary Fund	**6.20**	-	-	6.20	-	-	-	-	-	-
World Bank Group	**916.39**	-	**292.24**	**166.58**	**0.24**	**457.33**	-	-	-	**457.33**
IBRD International Bank for Reconstruction and Development	**373.27**	-	235.74	137.53	-	-	-	-	-	-
IDA International Development Association	**423.24**	-	-	-	-	423.24	-	-	-	**423.24**
IDA-MDRI International Development Association - Multilateral Debt Relief Initiative	**34.09**	-	-	-	-	34.09	-	-	-	**34.09**
IFC International Finance Corporation	**67.00**	-	56.50	10.50	0.24	-	-	-	-	-
	18.79	-	-	18.55	-	-	-	-	-	-

CANADIAN INTERNATIONAL ASSISTANCE BY RECIPIENT ORGANIZATION

C2: International Assistance by Multilateral Organization

This table includes ODA and other official assistance expenditures in $ millions and excludes operations and management costs as well as services rendered abroad.

Recipient Organization		TOTAL	Global Affairs Canada				Other Government Sources			
			Bilateral							
			Institutional Support to Multilateral Organizations	Global Initiatives	Geographic Programs	Other Programs (1)	Department of Finance Canada	Quebec	Environment and Climate Change Canada	Others (2)	Total
Regional Development Banks		**508.24**	**222.90**	**194.90**	**36.26**	-	**54.17**	-	-	-	**54.17**
ADF	African Development Fund	**296.34**	158.64	132.90	1.00	-	3.80	-	-	-	**3.80**
AsDB	Asian Development Bank	**38.72**	32.96	-	5.76	-	-	-	-	-	-
AIIB	Asian Infrastructure Investment Bank	**50.37**	-	-	-	-	50.37	-	-	-	**50.37**
CDB	Caribbean Development Bank	**37.59**	17.59	-	20.00	-	-	-	-	-	-
IDB FSO	Inter-American Development Bank, Fund for Special Operations	**0.55**	0.55	-	-	-	-	-	-	-	-
IDB	Inter-American Development Bank, Inter-American Investment Corporation and Multilateral Investment Fund	**84.67**	13.17	62.00	9.50	-	-	-	-	-	-
Other Multilateral Institutions		**991.09**	**514.73**	**426.60**	**6.84**	**24.28**	-	**15.54**	**0.05**	**3.06**	**18.65**
AU	African Union (excluding peacekeeping facilities)	**2.00**	-	-	2.00	-	-	-	-	-	-
ASEAN	Association of Southeast Asian Nations: Economic Co-operation	**1.15**	-	-	-	1.15	-	-	-	-	-
CARICOM	Caribbean Community Secretariat	**0.85**	-	-	0.75	0.10	-	-	-	-	-
CGIAR	Consultative Group on International Agricultural Research	**10.66**	9.00	1.00	-	-	-	-	-	0.66	**0.66**
CF	Commonwealth Foundation	**1.77**	1.22	-	-	0.55	-	-	-	-	-
COL	Commonwealth of Learning	**2.60**	2.60	-	-	-	-	-	-	-	-
CS	Commonwealth Secretariat	**6.91**	6.91	-	-	-	-	-	-	-	-
CoE	Council of Europe	**0.29**	-	-	0.04	0.25	-	-	-	-	-
GICHD	Geneva International Centre for Humanitarian Demining	**1.18**	-	-	-	1.18	-	-	-	-	-
GAVI	Global Alliance for Vaccines and Immunization	**395.00**	100.00	295.00	-	-	-	-	-	-	-
GEF-LDCF	Global Environment Facility - Least Developed Countries Fund	**7.50**	-	7.50	-	-	-	-	-	-	-
GEF	Global Environment Facility Trust Fund	**54.75**	54.75	-	-	-	-	-	-	-	-
Global Fund	Global Fund to Fight AIDS, Tuberculosis and Malaria	**333.00**	268.00	65.00	-	-	-	-	-	-	-
GPE	Global Partnership for Education	**55.00**	-	55.00	-	-	-	-	-	-	-
GCF	Green Climate Fund	**14.59**	14.59	-	-	-	-	-	-	-	-
IICA	Inter-American Institute for Co-operation on Agriculture	**3.96**	3.96	-	-	-	-	-	-	-	-
IDLO	International Development Law Organization	**0.70**	-	-	0.57	-	-	-	-	-	-
INBAR	International Network for Bamboo and Rattan	**0.04**	-	-	-	-	-	-	-	-	-
OIF	International Organization of the Francophonie	**41.61**	27.84	-	-	-	-	-	0.04	0.12	**0.12**
IRENA	International Renewable Energy Agency	**0.54**	0.54	-	-	-	-	13.76	0.01	-	**13.77**
OECD Dev. Centre	OECD Development Centre	**0.01**	-	-	-	-	-	0.01	-	-	**0.01**
OECD	Organisation for Economic Co-operation and Development	**1.42**	-	-	1.30	-	-	-	-	0.12	**0.12**
OAS	Organisation of American States	**21.46**	11.31	-	8.17	1.45	-	-	-	0.20	**0.20**
OSCE	Organization for Security and Co-operation in Europe	**15.47**	14.01	-	1.02	0.89	-	-	-	-	-
WCO CCF	World Customs Organization Customs Co-operation Fund	**0.89**	-	-	-	0.89	-	-	-	-	-
	World Organisation for Animal Health	**0.05**	-	-	-	-	-	-	-	0.05	**0.05**
	Other Multilateral Institutions	**17.70**	-	3.10	-	9.24	-	1.77	-	1.92	**3.69**
Total		**5,074.46**	**1,108.81**	**2,464.04**	**822.20**	**131.08**	**511.50**	**16.00**	**10.14**	**10.70**	**548.33**
Total						**4,526.13**					

(1) These are programs run by other Global Affairs Canada branches, including Strategic Policy, International Security, Partnerships for Development Innovation and Legal.
(2) Other government departments are the International Development Research Centre; Employment and Social Development Canada; Canada Revenue Agency; Parks Canada; Canada Post; Immigration, Refugees and Citizenship Canada; Canadian Intellectual Property Office; Canadian Food Inspection Agency; Statistics Canada; Innovation, Science and Economic Development Canada and Manitoba.

GEOGRAPHIC DISTRIBUTION OF CANADA'S TOTAL INTERNATIONAL ASSISTANCE

FIGURES IN $ MILLIONS

AFRICA	3,680
ASIA	1,642
AMERICA	1,229
MIDDLE EAST	691
EUROPE	212
OCEANIA	115
GLOBAL	860

TOTAL 8,430

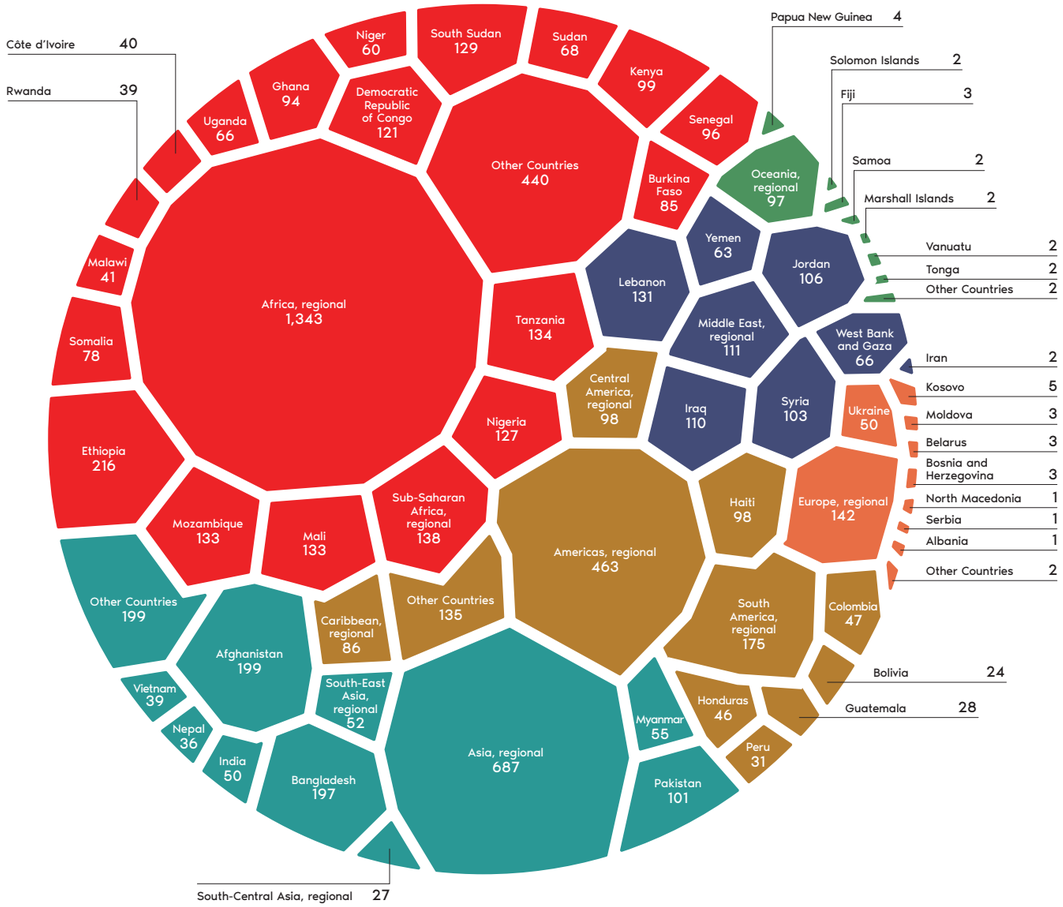

* Details presented in this chart may not add up to exact totals due to rounding.

CANADIAN INTERNATIONAL ASSISTANCE BY RECIPIENT

D1: International Assistance by Channel and Continent

This table includes ODA and other official assistance expenditures in $ millions.

Recipient	TOTAL	Global Affairs Canada						Other Government Sources					
		Geographic Programs	Partnerships for Development Innovation	Global Issues and Development	International Security and Political Affairs	Others (1)	Total	Department of Finance Canada	International Development Research Centre	Environment and Climate Change Canada	Provinces, Territories and Municipalities	Others (2)	Total
Americas	**1,229.12**	**339.86**	**99.28**	**639.31**	**71.29**	**30.37**	**1,180.10**	**10.67**	**25.10**	**4.75**	**3.95**	**4.54**	**49.02**
Bilateral Aid	**1,089.97**	311.12	99.28	542.50	68.51	30.36	**1,051.78**	-	25.10	4.75	3.95	4.39	**38.19**
Country-Allocable	**337.34**	184.64	44.16	66.63	18.68	0.75	**314.87**	-	11.42	3.91	3.95	3.20	**22.48**
of which ODA	**325.26**	183.41	43.91	66.63	10.41	0.75	**305.11**	-	10.95	2.04	3.95	3.20	**20.15**
Unallocable by country	**752.63**	126.48	55.12	475.87	49.83	29.61	**736.91**	-	13.69	0.85	-	1.19	**15.72**
of which ODA	**736.72**	126.48	55.12	475.87	34.24	29.59	**721.29**	-	13.39	0.85	-	1.19	**15.42**
Multilateral Aid	**139.15**	28.74	-	96.80	2.78	0.00	**128.33**	10.67	-	-	-	0.16	**10.82**
United Nations Agency, Fund or Commission	**47.81**	13.47	-	31.40	2.78	0.00	**47.66**	-	-	-	-	0.16	**0.16**
Regional Development Banks	**31.83**	-	-	31.83	-	-	**31.83**	-	-	-	-	-	**-**
World Bank Group	**10.67**	-	-	-	-	-	**-**	10.67	-	-	-	-	**10.67**
Other multilateral organizations	**48.84**	15.27	-	33.57	-	0.00	**48.84**	-	-	-	-	-	**-**
Europe	**212.29**	**26.88**	**0.20**	**111.57**	**61.85**	**4.68**	**205.18**	**3.42**	**0.20**	**-**	**0.05**	**3.44**	**7.11**
Bilateral Aid	**160.54**	26.88	0.20	72.93	52.23	4.68	**156.92**	-	0.20	-	0.05	3.36	**3.62**
Country-Allocable	**50.99**	25.60	0.13	9.86	11.79	-	**47.37**	-	0.20	-	0.05	3.36	**3.62**
of which ODA	**49.70**	25.60	0.13	9.86	10.63	-	**46.22**	-	0.07	-	0.05	3.36	**3.48**
Unallocable by country	**109.55**	1.28	0.08	63.07	40.44	4.68	**109.55**	-	-	-	-	-	**-**
of which ODA	**99.06**	1.28	0.08	63.07	29.97	4.66	**99.06**	-	-	-	-	-	**-**
Multilateral Aid	**51.76**	-	-	38.64	9.62	0.00	**48.26**	3.42	-	-	-	0.08	**3.49**
United Nations Agency, Fund or Commission	**27.17**	-	-	24.31	2.78	0.00	**27.10**	-	-	-	-	0.08	**0.08**
Regional Development Banks	**-**	-	-	-	-	-	**-**	-	-	-	-	-	**-**
World Bank Group	**3.42**	-	-	-	-	-	**-**	3.42	-	-	-	-	**3.42**
Other multilateral organizations	**21.17**	-	-	14.33	6.84	-	**21.17**	-	-	-	-	-	**-**
Oceania	**114.70**	**21.66**	**0.39**	**47.66**	**37.07**	**2.54**	**109.31**	**5.38**	**-**	**-**	**-**	**0.01**	**5.39**
Bilateral Aid	**96.39**	21.66	0.39	37.49	34.30	2.53	**96.38**	-	-	-	-	0.01	**0.01**
Country-Allocable	**4.47**	3.95	0.18	0.27	-	0.06	**4.46**	-	-	-	-	0.01	**0.01**
of which ODA	**4.47**	3.95	0.18	0.27	-	0.06	**4.46**	-	-	-	-	0.01	**0.01**
Unallocable by country	**91.92**	17.71	0.21	37.22	34.30	2.47	**91.92**	-	-	-	-	-	**-**
of which ODA	**81.99**	17.71	0.21	37.22	24.40	2.45	**81.99**	-	-	-	-	-	**-**
Multilateral Aid	**18.31**	-	-	10.16	2.77	0.00	**12.93**	5.38	-	-	-	-	**5.38**
United Nations Agency, Fund or Commission	**4.64**	-	-	1.87	2.77	0.00	**4.64**	-	-	-	-	-	**-**
Regional Development Banks	**2.23**	-	-	2.23	-	-	**2.23**	-	-	-	-	-	**-**
World Bank Group	**5.38**	-	-	-	-	-	**-**	5.38	-	-	-	-	**5.38**
Other multilateral organizations	**6.06**	-	-	6.06	-	-	**6.06**	-	-	-	-	-	**-**
Global / Unallocable	**860.23**	**0.06**	**5.71**	**53.80**	**12.68**	**3.57**	**75.82**	**-**	**34.17**	**9.68**	**247.64**	**492.92**	**784.41**
Bilateral Aid	**786.72**	0.06	5.71	1.13	8.13	3.03	**18.07**	-	34.17	2.34	241.75	490.40	**768.65**
of which ODA	**784.05**	0.06	5.71	1.13	5.60	3.03	**15.54**	-	34.03	2.34	241.75	490.40	**768.51**
of which refugee costs	**229.88**	-	-	-	-	-	**-**	-	-	-	229.88	-	**229.88**
Multilateral Aid	**73.51**	-	-	52.67	4.55	0.54	**57.75**	-	-	7.34	5.89	2.53	**15.76**
Summary													
Bilateral International Assistance	**6,796.60**	1,596.97	527.41	3,164.03	402.75	170.30	**5,861.45**	3.80	152.74	9.82	256.95	511.83	**935.15**
Multilateral International Assistance	**1,633.17**	55.88	-	1,024.48	27.89	0.56	**1,108.81**	507.70	-	7.34	5.89	3.43	**524.36**
Total - International Assistance	**8,429.78**	**1,652.85**	**527.41**	**4,188.51**	**430.64**	**170.86**	**6,970.27**	**511.50**	**152.74**	**17.17**	**262.84**	**515.26**	**1,459.51**

(1) Others: Includes Strategic Policy Branch, International Business Development and Innovation Branch, Services Rendered Abroad, and corporate operations and management costs of non-programming branches.
(2) A complete list of all other government departments providing international assistance can be found in Table A of this report.
(3) Projects coded to Africa are included under Sub-Saharan Africa because the majority of the benefits will incur to countries in that region.

CANADIAN INTERNATIONAL ASSISTANCE BY RECIPIENT

D1: International Assistance by Channel and Continent

This table includes ODA and other official assistance expenditures in $ millions.

Recipient	TOTAL	Global Affairs Canada						Other Government Sources					
		Geographic Programs	Partnerships for Development Innovation	Global Issues and Development	International Security and Political Affairs	Others (1)	Total	Department of Finance Canada	International Development Research Centre	Environment and Climate Change Canada	Provinces, Territories and Municipalities	Others (2)	Total
Africa													
Sub-Saharan Africa (3)	**3,637.98**	**739.73**	**309.79**	**2,051.90**	**99.69**	**79.58**	**3,280.70**	**282.04**	**64.72**	**0.85**	**5.76**	**3.90**	**357.28**
Bilateral Aid	**2,766.04**	739.73	309.79	1,461.42	96.91	79.57	**2,687.43**	3.80	64.72	0.85	5.76	3.47	**78.61**
Country-Allocable	**1,352.00**	672.75	194.60	412.54	25.27	0.16	**1,305.31**	-	37.46	-	5.76	3.47	**46.69**
of which ODA	**1,345.33**	672.75	194.43	412.54	19.08	0.16	**1,298.95**	-	37.15	-	5.76	3.47	**46.38**
Unallocable by country	**1,414.04**	66.98	115.19	1,048.88	71.65	79.42	**1,382.12**	3.80	27.27	0.85	-	-	**31.92**
of which ODA	**1,389.14**	66.98	115.19	1,048.88	46.76	79.40	**1,357.22**	3.80	27.27	0.85	-	-	**31.92**
Multilateral Aid	**871.94**	-	-	590.48	2.78	0.00	**593.27**	278.24	-	-	-	0.43	**278.67**
United Nations Agency, Fund or Commission	**154.15**	-	-	150.93	2.78	0.00	**153.72**	-	-	-	-	0.43	**0.43**
Regional Development Banks	**158.12**	-	-	158.12	-	-	**158.12**	-	-	-	-	-	**-**
World Bank Group	**278.24**	-	-	-	-	-	**-**	278.24	-	-	-	-	**278.24**
Other multilateral organizations	**281.43**	-	-	281.43	-	-	**281.43**	-	-	-	-	-	**-**
North Africa	**42.26**	**23.10**	**3.03**	**11.71**	**1.89**	**-**	**39.73**	**-**	**2.10**	**-**	**0.42**	**0.01**	**2.53**
Bilateral Aid	**37.09**	23.10	3.03	6.54	1.89	-	**34.56**	-	2.10	-	0.42	0.01	**2.53**
Country-Allocable	**35.77**	23.10	2.77	5.73	1.89	-	**33.49**	-	1.85	-	0.42	0.01	**2.28**
of which ODA	**33.95**	23.10	2.77	5.73	0.07	-	**31.67**	-	1.85	-	0.42	0.01	**2.28**
Unallocable by country	**1.32**	-	0.25	0.81	-	-	**1.07**	-	0.25	-	-	-	**0.25**
of which ODA	**1.32**	-	0.25	0.81	-	-	**1.07**	-	0.25	-	-	-	**0.25**
Multilateral Aid	**5.17**	-	-	5.17	-	-	**5.17**	-	-	-	-	-	**-**
United Nations Agency, Fund or Commission	**2.88**	-	-	2.88	-	-	**2.88**	-	-	-	-	-	**-**
Regional Development Banks	**-**	-	-	-	-	-	**-**	-	-	-	-	-	**-**
World Bank Group	**-**	-	-	-	-	-	**-**	-	-	-	-	-	**-**
Other multilateral organizations	**2.29**	-	-	2.29	-	-	**2.29**	-	-	-	-	-	**-**
Total - Africa	**3,680.24**	762.83	312.81	2,063.62	101.58	79.58	**3,320.43**	282.04	66.82	0.85	6.18	3.91	**359.81**
Middle East	**691.09**	**185.30**	**6.37**	**387.06**	**71.91**	**15.46**	**666.09**	**4.74**	**6.84**	**-**	**4.29**	**9.13**	**25.00**
Bilateral Aid	**637.90**	158.15	6.37	365.89	71.91	15.46	**617.78**	-	6.84	-	4.29	8.99	**20.12**
Country-Allocable	**529.22**	145.08	5.46	306.64	60.62	0.06	**517.86**	-	5.01	-	4.29	2.07	**11.36**
of which ODA	**518.40**	145.08	5.46	306.64	49.80	0.06	**507.04**	-	5.01	-	4.29	2.07	**11.36**
Unallocable by country	**108.68**	13.07	0.91	59.25	11.29	15.40	**99.92**	-	1.83	-	-	6.93	**8.76**
of which ODA	**107.00**	13.07	0.91	59.25	9.75	15.40	**98.38**	-	1.70	-	-	6.93	**8.62**
Multilateral Aid	**53.19**	27.15	-	21.17	-	-	**48.32**	4.74	-	-	-	0.13	**4.87**
United Nations Agency, Fund or Commission	**44.59**	27.15	-	17.31	-	-	**44.45**	-	-	-	-	0.13	**0.13**
Regional Development Banks	**-**	-	-	-	-	-	**-**	-	-	-	-	-	**-**
World Bank Group	**4.74**	-	-	-	-	-	**-**	4.74	-	-	-	-	**4.74**
Other multilateral organizations	**3.86**	-	-	3.86	-	-	**3.86**	-	-	-	-	-	**-**
Asia	**1,642.10**	**316.27**	**102.65**	**885.51**	**74.25**	**34.66**	**1,413.34**	**205.26**	**19.60**	**1.89**	**0.72**	**1.30**	**228.76**
Bilateral Aid	**1,221.96**	316.27	102.65	676.12	68.85	34.66	**1,198.55**	-	19.60	1.89	0.72	1.20	**23.41**
Country-Allocable	**472.46**	295.35	47.76	98.92	15.55	0.49	**458.08**	-	10.57	1.89	0.72	1.20	**14.38**
of which ODA	**459.39**	295.35	47.76	98.92	2.95	0.49	**445.48**	-	10.10	1.89	0.72	1.20	**13.91**
Unallocable by country	**749.50**	20.92	54.89	577.20	53.30	34.16	**740.47**	-	9.03	-	-	-	**9.03**
of which ODA	**733.75**	20.92	54.89	577.20	37.56	34.14	**724.72**	-	9.03	-	-	-	**9.03**
Multilateral Aid	**420.15**	-	-	209.38	5.40	0.00	**214.79**	205.26	-	-	-	0.10	**205.36**
United Nations Agency, Fund or Commission	**70.95**	-	-	68.07	2.78	0.00	**70.85**	-	-	-	-	0.10	**0.10**
Regional Development Banks	**81.09**	-	-	30.73	-	-	**30.73**	50.37	-	-	-	-	**50.37**
World Bank Group	**154.89**	-	-	-	-	-	**-**	154.89	-	-	-	-	**154.89**
Other multilateral organizations	**113.21**	-	-	110.59	2.62	-	**113.21**	-	-	-	-	-	**-**

STATISTICAL REPORT ON INTERNATIONAL ASSISTANCE 2020-2021

CANADIAN INTERNATIONAL ASSISTANCE BY RECIPIENT

D1.1: Total International Assistance by Recipient and Type of Aid.

This table includes ODA and other official assistance expenditures in $ millions.

Recipient	TOTAL	Global Affairs Canada			Other Government Sources (2)		
		Bilateral	Multilateral	Total	Bilateral	Multilateral	Total
Africa	**3,680.24**	**2,721.99**	**598.44**	**3,320.43**	**81.14**	**278.67**	**359.81**
Sub-Saharan Africa (1)	**3,637.98**	**2,687.43**	**593.27**	**3,280.70**	**78.61**	**278.67**	**357.28**
Country-Allocable							
Angola	**3.32**	0.39	2.87	**3.26**	-	0.06	**0.06**
Benin	**38.25**	23.55	6.06	**29.60**	2.60	6.05	**8.65**
Botswana	**1.26**	0.40	0.64	**1.04**	0.23	-	**0.23**
Burkina Faso	**85.26**	60.88	12.99	**73.87**	3.11	8.28	**11.39**
Burundi	**17.74**	8.64	7.26	**15.90**	0.05	1.80	**1.84**
Cameroon	**33.57**	22.22	8.41	**30.64**	0.91	2.02	**2.93**
Cabo Verde	**2.15**	0.46	0.29	**0.74**	0.16	1.25	**1.41**
Central African Republic	**36.30**	20.18	12.40	**32.58**	0.10	3.62	**3.72**
Chad	**36.83**	22.79	9.67	**32.46**	0.21	4.16	**4.37**
Comoros	**3.42**	0.58	2.05	**2.63**	0.03	0.76	**0.78**
Democratic Republic of Congo	**121.02**	66.15	44.43	**110.58**	0.89	9.55	**10.44**
Congo	**5.18**	1.61	2.35	**3.96**	0.03	1.20	**1.22**
Côte d'Ivoire	**40.00**	18.42	9.65	**28.06**	1.37	10.57	**11.94**
Djibouti	**5.58**	1.42	3.42	**4.84**	0.03	0.71	**0.73**
Equatorial Guinea	**0.34**	0.19	0.12	**0.32**	0.03	-	**0.03**
Eritrea	**4.16**	0.18	3.98	**4.16**	-	-	**-**
Eswatini	**1.99**	0.72	1.26	**1.99**	0.00	-	**0.00**
Ethiopia	**215.58**	138.93	33.19	**172.12**	1.23	42.23	**43.46**
Gabon	**0.83**	0.55	0.23	**0.77**	0.06	-	**0.06**
Gambia	**6.06**	0.63	3.42	**4.05**	0.30	1.71	**2.01**
Ghana	**94.09**	69.45	14.39	**83.84**	2.14	8.11	**10.25**
Guinea	**14.77**	4.70	6.52	**11.22**	0.19	3.35	**3.54**
Guinea-Bissau	**4.31**	0.43	2.91	**3.34**	0.12	0.86	**0.97**
Kenya	**99.39**	41.08	17.19	**58.27**	5.99	35.12	**41.11**
Lesotho	**5.10**	1.13	3.28	**4.41**	0.03	0.66	**0.70**
Liberia	**10.26**	3.01	4.87	**7.87**	0.04	2.34	**2.39**
Madagascar	**21.06**	3.72	9.97	**13.69**	0.82	6.55	**7.37**
Malawi	**41.29**	17.45	19.13	**36.57**	0.70	4.01	**4.71**
Mali	**133.10**	105.45	20.54	**125.99**	3.33	3.78	**7.11**
Mauritania	**11.57**	4.30	3.89	**8.20**	0.08	3.29	**3.38**
Mauritius	**0.95**	0.47	0.47	**0.94**	0.00	-	**0.00**
Mozambique	**132.51**	95.89	25.70	**121.59**	0.72	10.20	**10.92**
Namibia	**1.90**	0.31	1.37	**1.68**	0.21	-	**0.21**
Niger	**59.91**	33.86	14.67	**48.54**	0.85	10.52	**11.37**
Nigeria	**126.58**	68.56	30.38	**98.94**	2.54	25.11	**27.64**
Rwanda	**38.85**	13.07	14.61	**27.68**	1.44	9.73	**11.17**
Sao Tome and Principe	**2.86**	0.44	2.01	**2.45**	0.00	0.41	**0.41**
Senegal	**95.92**	78.38	5.22	**83.60**	4.94	7.38	**12.32**
Seychelles	**0.17**	0.17	-	**0.17**	-	-	**-**
Sierra Leone	**19.60**	9.07	5.83	**14.89**	0.24	4.46	**4.70**
Somalia	**78.32**	52.78	13.86	**66.64**	0.01	11.67	**11.68**
South Africa	**21.51**	9.47	9.41	**18.88**	2.63	-	**2.63**
South Sudan	**129.21**	114.75	13.51	**128.26**	0.04	0.92	**0.96**
Sudan	**68.11**	50.26	15.49	**65.76**	0.29	2.06	**2.35**
Tanzania	**133.88**	87.78	33.71	**121.49**	2.38	10.01	**12.39**
Togo	**16.86**	5.99	7.18	**13.17**	0.64	3.04	**3.68**
Uganda	**66.30**	23.26	23.27	**46.53**	3.62	16.15	**19.78**
Zambia	**23.90**	9.80	10.59	**20.40**	0.41	3.09	**3.51**
Zimbabwe	**28.17**	11.40	15.54	**26.93**	0.95	0.29	**1.24**
Region-Allocable							
Sub-Saharan Africa	**138.00**	130.72	0.79	**131.51**	6.43	0.06	**6.49**
West Africa	**9.20**	7.71	0.05	**7.75**	0.85	0.60	**1.44**
Central Africa	**0.18**	0.07	0.10	**0.18**	-	-	**-**
East Africa	**7.92**	6.48	0.93	**7.41**	-	0.51	**0.51**
Southern Africa	**0.18**	0.01	0.16	**0.18**	-	-	**-**
Africa	**1,343.22**	1,237.14	81.01	**1,318.15**	24.64	0.43	**25.07**
North Africa	**42.26**	**34.56**	**5.17**	**39.73**	**2.53**	**-**	**2.53**
Country-Allocable							
Algeria	**2.43**	1.82	0.23	**2.06**	0.37	-	**0.37**
Egypt	**10.77**	8.83	1.72	**10.54**	0.23	-	**0.23**
Western Sahara	**0.32**	-	0.32	**0.32**	-	-	**-**
Libya	**5.74**	4.88	0.81	**5.69**	0.06	-	**0.06**
Morocco	**8.79**	6.72	1.48	**8.20**	0.59	-	**0.59**
Tunisia	**12.89**	11.24	0.61	**11.85**	1.04	-	**1.04**
Region-Allocable							
North Africa	**1.32**	1.07	-	**1.07**	0.25	-	**0.25**

CANADIAN INTERNATIONAL ASSISTANCE BY RECIPIENT

D1.1: Total International Assistance by Recipient and Type of Aid.

This table includes ODA and other official assistance expenditures in $ millions.

Recipient	TOTAL	Global Affairs Canada			Other Government Sources (2)		
		Bilateral	Multilateral	Total	Bilateral	Multilateral	Total
Middle East	**691.09**	**617.78**	**48.32**	**666.09**	**20.12**	**4.87**	**25.00**
Country-Allocable							
Iraq	**109.52**	107.04	1.47	**108.52**	1.01	-	**1.01**
Iran	**2.22**	1.50	0.56	**2.06**	0.16	-	**0.16**
Jordan	**105.68**	96.47	7.06	**103.53**	1.44	0.71	**2.15**
Lebanon	**131.08**	115.94	7.35	**123.28**	6.62	1.17	**7.79**
West Bank and Gaza	**65.63**	44.99	18.58	**63.58**	2.05	-	**2.05**
Syria	**103.20**	97.93	5.18	**103.11**	0.09	-	**0.09**
Yemen	**62.52**	53.98	5.68	**59.66**	0.00	2.85	**2.85**
Region-Allocable							
Middle East	**111.25**	99.92	2.43	**102.35**	8.76	0.13	**8.89**
Asia	**1,642.10**	**1,198.55**	**214.79**	**1,413.34**	**23.41**	**205.36**	**228.76**
Country-Allocable							
Afghanistan	**198.56**	177.07	8.93	**186.00**	0.10	12.46	**12.56**
Armenia	**0.97**	0.30	0.48	**0.78**	-	0.19	**0.19**
Azerbaijan	**2.40**	1.73	0.68	**2.40**	-	-	**-**
Bangladesh	**197.46**	105.31	18.91	**124.22**	1.40	71.84	**73.24**
Bhutan	**2.57**	0.19	1.15	**1.35**	0.04	1.19	**1.23**
China	**7.23**	0.93	4.41	**5.34**	1.90	-	**1.90**
Georgia	**6.67**	5.71	0.84	**6.55**	0.00	0.12	**0.12**
Indonesia	**25.87**	17.07	8.67	**25.75**	0.13	-	**0.13**
India	**50.15**	6.84	18.96	**25.80**	2.33	22.03	**24.35**
Kyrgyzstan	**5.59**	2.11	2.63	**4.74**	0.03	0.83	**0.85**
Cambodia	**11.58**	3.90	5.26	**9.16**	0.54	1.88	**2.42**
North Korea	**4.37**	2.22	2.15	**4.37**	0.00	-	**0.00**
Kazakhstan	**1.47**	0.51	0.95	**1.47**	-	-	**-**
Laos	**5.35**	1.07	2.87	**3.94**	0.29	1.11	**1.40**
Sri Lanka	**18.80**	8.78	4.00	**12.79**	0.77	5.24	**6.01**
Myanmar	**55.38**	35.49	12.70	**48.19**	1.12	6.07	**7.20**
Mongolia	**10.82**	6.45	1.40	**7.85**	0.00	2.97	**2.97**
Maldives	**3.17**	1.53	0.99	**2.52**	0.02	0.63	**0.65**
Malaysia	**3.04**	1.54	0.78	**2.32**	0.72	-	**0.72**
Nepal	**36.16**	6.29	11.94	**18.23**	0.47	17.47	**17.93**
Philippines	**21.47**	15.50	5.13	**20.63**	0.85	-	**0.85**
Pakistan	**100.71**	39.66	28.64	**68.29**	1.03	31.38	**32.41**
Thailand	**7.24**	1.70	4.80	**6.50**	0.75	-	**0.75**
Tajikistan	**8.91**	2.24	4.66	**6.90**	0.05	1.96	**2.01**
Timor-Leste	**1.24**	0.20	0.99	**1.19**	0.01	0.04	**0.05**
Turkmenistan	**0.64**	0.11	0.53	**0.64**	-	-	**-**
Uzbekistan	**16.09**	0.37	4.45	**4.82**	0.04	11.23	**11.27**
Vietnam	**38.69**	13.28	7.14	**20.42**	1.80	16.47	**18.27**
Region-Allocable							
Asia	**687.35**	640.24	39.27	**679.52**	7.73	0.10	**7.83**
South-Central Asia	**27.03**	27.03	0.00	**27.03**	-	-	**-**
South Asia	**6.97**	1.56	4.46	**6.02**	0.88	0.06	**0.94**
Central Asia	**2.72**	2.60	0.04	**2.64**	-	0.08	**0.08**
Southeast Asia	**51.91**	45.52	5.98	**51.50**	0.42	-	**0.42**
Eastern Asia	**23.52**	23.52	-	**23.52**	-	-	**-**
Americas	**1,229.12**	**1,051.78**	**128.33**	**1,180.10**	**38.19**	**10.82**	**49.02**
Country-Allocable							
Antigua and Barbuda	**1.73**	0.85	0.89	**1.73**	-	-	**-**
Argentina	**1.67**	0.34	0.36	**0.70**	0.98	-	**0.98**
Barbados	**0.31**	0.31	-	**0.31**	-	-	**-**
Bolivia	**23.68**	19.50	2.17	**21.68**	0.83	1.18	**2.01**
Brazil	**6.34**	0.96	3.89	**4.85**	1.49	-	**1.49**
Bahamas	**0.44**	0.44	-	**0.44**	-	-	**-**
Belize	**5.13**	2.78	2.23	**5.02**	0.12	-	**0.12**
Chile	**2.45**	0.51	-	**0.51**	1.94	-	**1.94**
Colombia	**47.11**	42.51	2.06	**44.57**	2.55	-	**2.55**
Costa Rica	**1.33**	0.74	0.39	**1.13**	0.20	-	**0.20**
Cuba	**4.20**	3.03	0.96	**3.99**	0.21	-	**0.21**
Dominica	**4.10**	2.44	1.09	**3.53**	0.15	0.42	**0.57**
Dominican Republic	**1.26**	0.60	0.58	**1.18**	0.09	-	**0.09**
Ecuador	**10.55**	7.30	1.77	**9.08**	1.47	-	**1.47**
Grenada	**3.20**	1.40	1.25	**2.65**	0.00	0.55	**0.55**
Guatemala	**27.71**	20.40	5.44	**25.84**	1.87	-	**1.87**
Guyana	**13.11**	6.78	6.23	**13.01**	0.01	0.10	**0.10**
Honduras	**45.68**	35.72	6.07	**41.79**	0.92	2.96	**3.88**
Haiti	**98.08**	88.24	4.94	**93.18**	2.30	2.60	**4.90**
Jamaica	**7.38**	4.63	2.45	**7.08**	0.30	-	**0.30**
Saint Kitts and Nevis	**0.30**	0.30	-	**0.30**	-	-	**-**
Saint Lucia	**3.96**	2.03	1.50	**3.53**	0.01	0.42	**0.43**
Montserrat	**0.26**	0.25	0.01	**0.26**	-	-	**-**
Mexico	**9.28**	3.48	2.70	**6.18**	3.10	-	**3.10**
Nicaragua	**20.82**	15.92	3.06	**18.98**	0.38	1.46	**1.84**

CANADIAN INTERNATIONAL ASSISTANCE BY RECIPIENT

D1.1: Total International Assistance by Recipient and Type of Aid.

This table includes ODA and other official assistance expenditures in $ millions.

Recipient	TOTAL	Global Affairs Canada			Other Government Sources (2)		
		Bilateral	Multilateral	Total	Bilateral	Multilateral	Total
Panama	2.15	1.28	0.80	2.08	0.07	-	0.07
Peru	30.83	26.68	1.48	28.16	2.67	-	2.67
Paraguay	3.14	0.10	2.80	2.89	0.25	-	0.25
Suriname	2.25	1.35	0.90	2.25	-	-	-
El Salvador	11.45	9.80	1.25	11.05	0.40	-	0.40
Trinidad and Tobago	0.47	0.47	-	0.47	-	-	-
Uruguay	0.04	0.04	-	0.04	-	-	-
Saint Vincent and the Grenadines	3.61	0.94	1.52	2.46	0.19	0.96	1.15
Venezuela	13.99	12.75	1.24	13.99	-	-	-
Region-Allocable							
Americas	462.65	395.79	66.39	462.18	0.30	0.16	0.46
Central America	97.66	93.99	0.71	94.71	2.91	0.04	2.95
South America	175.05	162.59	0.13	162.72	12.33	-	12.33
Caribbean	85.75	84.53	1.05	85.58	0.17	-	0.17
Europe	**212.29**	**156.92**	**48.26**	**205.18**	**3.62**	**3.49**	**7.11**
Country-Allocable							
Albania	1.13	0.45	0.67	1.12	-	0.01	0.01
Bosnia and Herzegovina	2.52	0.25	1.92	2.16	-	0.36	0.36
Belarus	2.94	1.76	1.18	2.94	-	-	-
Croatia	0.50	0.50	-	0.50	-	-	-
Kosovo	4.75	0.21	2.66	2.88	-	1.88	1.88
Moldova	3.46	0.51	1.77	2.28	-	1.17	1.17
Montenegro	0.80	0.40	0.40	0.80	-	-	-
North Macedonia	1.40	0.40	1.00	1.40	-	-	-
Serbia	1.29	0.10	1.18	1.29	-	-	-
Turkey	0.92	0.10	0.59	0.69	0.22	-	0.22
Ukraine	50.12	42.68	4.04	46.72	3.40	-	3.40
Region-Allocable							
Europe	142.47	109.55	32.85	142.39	-	0.08	0.08
Oceania	**114.70**	**96.38**	**12.93**	**109.31**	**0.01**	**5.38**	**5.39**
Country-Allocable							
Fiji	3.13	0.83	1.12	1.95	0.00	1.18	1.18
Micronesia	0.57	0.17	0.18	0.35	-	0.22	0.22
Kiribati	0.28	0.24	0.02	0.26	-	0.02	0.02
Marshall Islands	1.69	0.44	1.10	1.54	-	0.15	0.15
Nauru	0.23	0.17	0.06	0.23	-	-	-
Niue Islands	0.05	-	0.05	0.05	-	-	-
Papua New Guinea	4.03	0.17	3.12	3.29	-	0.75	0.75
Palau	0.35	0.17	0.18	0.35	-	-	-
Solomon Islands	1.98	0.65	0.70	1.35	-	0.63	0.63
Tokelau	0.00	-	0.00	0.00	-	-	-
Tonga	1.57	0.24	0.29	0.53	-	1.04	1.04
Tuvalu	0.76	0.24	0.16	0.40	-	0.36	0.36
Vanuatu	1.67	0.90	0.39	1.29	0.01	0.36	0.38
Samoa	1.71	0.24	0.85	1.09	-	0.62	0.62
Region-Allocable							
Oceania	96.69	91.92	4.72	96.64	-	0.05	0.05
Global-Unallocable (3)	**860.23**	**18.07**	**57.75**	**75.82**	**768.65**	**15.76**	**784.41**
International Assistance	**8,429.78**	**5,861.45**	**1,108.81**	**6,970.27**	**935.15**	**524.36**	**1,459.51**

(1) Projects coded to Africa are included under Sub-Saharan Africa because the majority of the benefits will incur to countries in that region.
(2) A complete list of all other government departments providing international assistance can be found in Table A of this report.
(3) Unallocable aid are disbursements that cannot be identified for any particular recipient or sector (e.g. costs of refugees in Canada).

GEOGRAPHIC DISTRIBUTION OF CANADA'S BILATERAL INTERNATIONAL ASSISTANCE

FIGURES IN $ MILLIONS

AFRICA	2,803
ASIA	1,222
AMERICA	1,090
MIDDLE EAST	638
EUROPE	161
OCEANIA	96
GLOBAL	787

BILATERAL 6,797

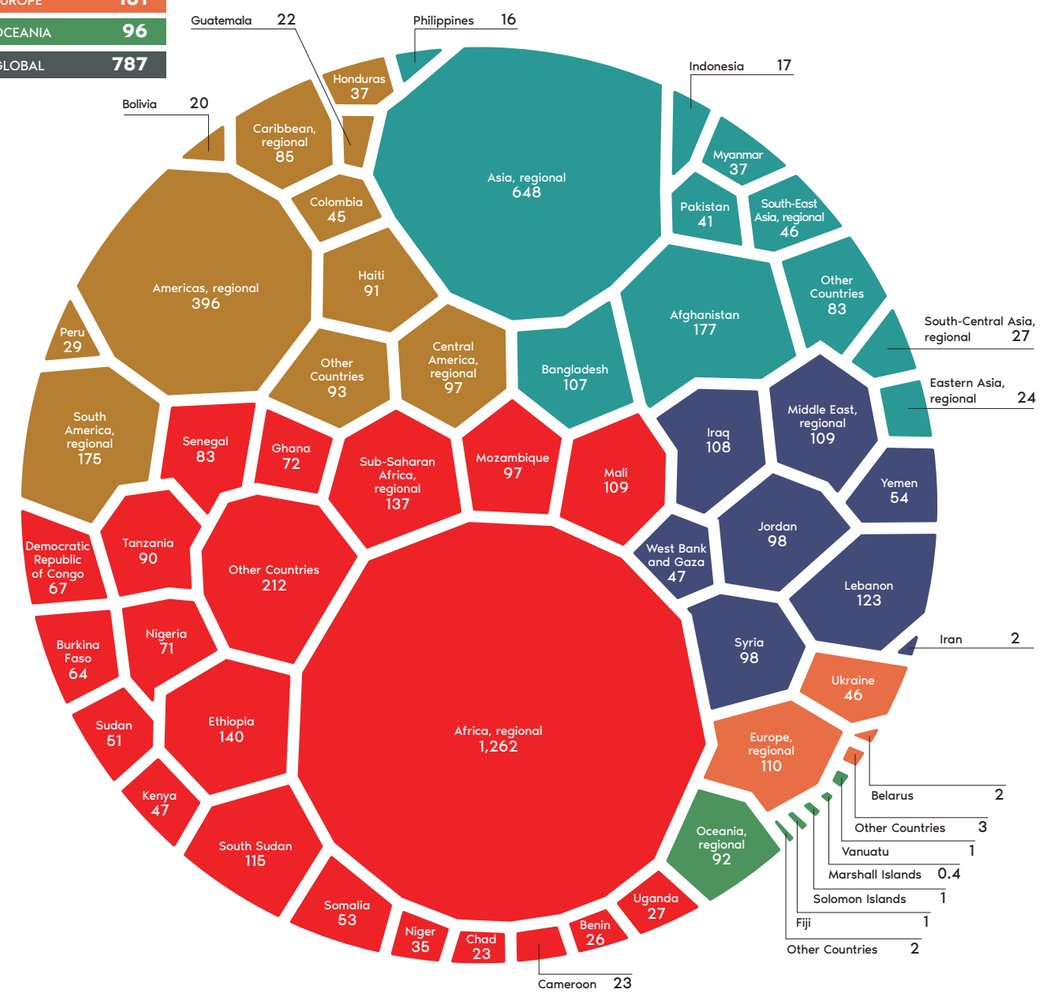

* Details presented in this chart may not add up to exact totals due to rounding.

CANADIAN INTERNATIONAL ASSISTANCE BY RECIPIENT

D2: Bilateral International Assistance

This table includes ODA and other official assistance expenditures in $ milions.

Recipient	TOTAL	Global Affairs Canada							Other Government Sources					
		Geographic Programs	Global Issues and Development		Partnerships for Development Innovation	International Security and Political Affairs	Others (1)	Total	International Development Research Centre	Royal Canadian Mounted Police	Environment and Climate Change Canada	Provinces, Territories and Municipalities (2)	Others (2)	Total
			Humanitarian Assistance Division	Global Initiatives										
Africa - Total	**2,803.13**	**762.83**	**401.24**	**1,066.72**	**312.81**	**98.80**	**79.57**	**2,721.99**	**66.82**	**2.72**	**0.85**	**6.18**	**4.57**	**81.14**
Sub-Saharan Africa (3)	**2,766.04**	**739.73**	**395.54**	**1,065.88**	**309.79**	**96.91**	**79.57**	**2,687.43**	**64.72**	**2.72**	**0.85**	**5.76**	**4.56**	**78.61**
Country-Allocable														
Angola	**0.39**	0.39	-	-	-	-	-	**0.39**	-	-	-	-	-	**-**
Benin	**26.14**	14.15	-	1.51	7.89	-	-	**23.55**	1.56	-	-	1.04	-	**2.60**
Botswana	**0.62**	0.29	-	-	0.11	-	-	**0.40**	0.19	-	-	-	0.03	**0.23**
Burkina Faso	**63.99**	33.83	12.61	2.56	9.45	2.42	-	**60.88**	2.13	-	-	0.97	0.01	**3.11**
Burundi	**8.68**	0.39	3.75	1.51	2.99	-	-	**8.64**	0.05	-	-	-	-	**0.05**
Cameroon	**23.14**	7.33	7.96	1.51	4.37	1.05	-	**22.22**	0.82	-	-	0.09	0.00	**0.91**
Cabo Verde	**0.62**	0.29	-	-	0.17	-	-	**0.46**	0.15	-	-	-	0.01	**0.16**
Central African Republic	**20.28**	0.49	18.02	1.50	0.17	0.01	-	**20.18**	0.08	-	-	-	0.02	**0.10**
Chad	**23.00**	0.82	20.09	1.51	0.17	0.20	-	**22.79**	0.21	-	-	-	-	**0.21**
Comoros	**0.60**	0.38	-	-	0.17	-	0.03	**0.58**	0.03	-	-	-	-	**0.03**
Democratic Republic of Congo	**67.04**	27.75	23.44	5.41	8.61	0.94	-	**66.15**	0.60	-	-	0.29	-	**0.89**
Congo	**1.63**	0.64	0.70	-	0.17	0.10	-	**1.61**	0.03	-	-	-	-	**0.03**
Côte d'Ivoire	**19.79**	9.48	-	4.05	4.89	-	-	**18.42**	1.35	-	-	0.02	-	**1.37**
Djibouti	**1.45**	0.30	0.91	0.01	0.18	-	0.03	**1.42**	0.03	-	-	-	-	**0.03**
Equatorial Guinea	**0.22**	0.03	-	-	0.17	-	-	**0.19**	0.03	-	-	-	-	**0.03**
Eritrea	**0.18**	0.18	-	-	-	-	-	**0.18**	-	-	-	-	-	**-**
Eswatini	**0.72**	0.29	-	-	0.44	-	-	**0.72**	-	-	-	-	0.00	**0.00**
Ethiopia	**140.16**	79.63	43.01	4.77	11.51	-	-	**138.93**	1.14	-	-	0.08	0.01	**1.23**
Gabon	**0.60**	0.35	-	0.01	0.19	-	-	**0.55**	0.06	-	-	-	-	**0.06**
Gambia	**0.93**	0.48	-	-	0.15	-	-	**0.63**	0.30	-	-	-	-	**0.30**
Ghana	**71.59**	49.29	-	3.66	16.23	0.27	-	**69.45**	1.99	-	-	0.04	0.10	**2.14**
Guinea	**4.89**	2.40	-	1.51	0.75	0.03	-	**4.70**	0.19	-	-	-	-	**0.19**
Guinea-Bissau	**0.55**	0.26	-	-	0.17	-	-	**0.43**	0.12	-	-	-	-	**0.12**
Kenya	**47.07**	13.07	6.53	0.92	19.93	0.63	-	**41.08**	5.90	-	-	0.09	-	**5.99**
Lesotho	**1.16**	0.29	0.58	0.01	0.24	-	-	**1.13**	0.03	-	-	-	0.01	**0.03**
Liberia	**3.05**	0.81	-	-	2.13	0.03	0.03	**3.01**	0.04	-	-	0.01	-	**0.04**
Madagascar	**4.54**	0.80	-	1.51	1.41	-	-	**3.72**	0.15	-	-	0.67	-	**0.82**
Malawi	**18.15**	5.39	-	1.96	10.10	-	-	**17.45**	0.68	-	-	0.02	-	**0.70**
Mali	**108.78**	67.57	13.87	2.65	13.75	7.60	- 0.00	**105.45**	0.44	2.72	-	0.17	-	**3.33**
Mauritania	**4.39**	1.51	2.41	0.01	0.29	0.02	0.06	**4.30**	0.08	-	-	-	-	**0.08**
Mauritius	**0.47**	0.29	-	0.01	0.17	-	-	**0.47**	0.00	-	-	-	0.00	**0.00**
Mozambique	**96.61**	79.21	7.07	2.55	7.07	-	-	**95.89**	0.71	-	-	0.01	0.00	**0.72**
Namibia	**0.52**	0.29	-	-	0.01	-	-	**0.31**	0.21	-	-	-	0.01	**0.21**
Niger	**34.72**	5.35	21.90	4.94	0.98	0.70	-	**33.86**	0.85	-	-	-	0.00	**0.85**
Nigeria	**71.09**	30.21	33.05	0.21	3.91	1.19	-	**68.56**	2.02	-	-	0.02	0.50	**2.54**
Rwanda	**14.51**	2.93	2.41	1.26	6.48	-	-	**13.07**	1.27	-	-	0.17	-	**1.44**
Sao Tome and Principe	**0.45**	0.28	-	-	0.17	-	-	**0.44**	0.00	-	-	-	-	**0.00**
Senegal	**83.32**	60.39	-	2.51	15.48	-	-	**78.38**	3.54	-	-	1.36	0.04	**4.94**
Seychelles	**0.17**	-	-	-	0.17	-	-	**0.17**	-	-	-	-	-	**-**
Sierra Leone	**9.31**	1.20	-	2.55	4.32	1.00	-	**9.07**	0.24	-	-	-	-	**0.24**
Somalia	**52.80**	6.83	37.58	5.00	3.04	0.34	-	**52.78**	-	-	-	-	0.01	**0.01**
South Africa	**12.10**	5.06	-	1.25	1.73	1.43	-	**9.47**	2.52	-	-	0.11	-	**2.63**
South Sudan	**114.79**	66.51	32.66	10.41	1.45	3.72	-	**114.75**	0.03	-	-	0.01	-	**0.04**
Sudan	**50.55**	20.83	23.67	3.86	0.88	1.03	-	**50.26**	0.29	-	-	-	0.00	**0.29**
Tanzania	**90.16**	72.71	3.42	0.01	11.64	-	-	**87.78**	2.32	-	-	0.06	-	**2.38**
Togo	**6.63**	0.39	-	4.12	1.48	-	-	**5.99**	0.27	-	-	0.37	0.00	**0.64**
Uganda	**26.88**	0.49	11.95	1.06	9.76	-	-	**23.26**	3.46	-	-	0.15	0.01	**3.62**
Zambia	**10.22**	0.42	-	1.71	5.12	2.55	-	**9.80**	0.41	-	-	-	-	**0.41**
Zimbabwe	**12.35**	0.49	6.46	0.46	3.98	-	-	**11.40**	0.94	-	-	0.01	-	**0.95**

CANADIAN INTERNATIONAL ASSISTANCE BY RECIPIENT

D2: Bilateral International Assistance

This table includes ODA and other official assistance expenditures in $ milions.

Recipient	TOTAL	Global Affairs Canada							Other Government Sources					
		Geographic Programs	Global Issues and Development		Partnerships for Development Innovation	International Security and Political Affairs	Others (1)	Total	International Development Research Centre	Royal Canadian Mounted Police	Environment and Climate Change Canada	Provinces, Territories and Municipalities (2)	Others (2)	Total
			Humanitarian Assistance Division	Global Initiatives										
Region-Allocable														
Sub-Saharan Africa	**137.15**	2.07	-	73.85	53.78	1.02	-	**130.72**	6.43	-	-	-	-	**6.43**
West Africa	**8.55**	7.39	-	0.28	0.04	-	-	**7.71**	-	-	0.85	-	-	**0.85**
Central Africa	**0.07**	-	-	-	0.07	-	-	**0.07**	-	-	-	-	-	**-**
East Africa	**6.48**	5.47	1.00	-	0.02	-	-	**6.48**	-	-	-	-	-	**-**
Southern Africa	**0.01**	-	-	-	0.01	-	-	**0.01**	-	-	-	-	-	**-**
Africa	**1,261.77**	52.06	60.50	913.25	61.27	70.63	79.42	**1,237.14**	20.83	-	-	-	3.80	**24.64**
North Africa	**37.09**	**23.10**	**5.70**	**0.85**	**3.03**	**1.89**	**-**	**34.56**	**2.10**	**-**	**-**	**0.42**	**0.01**	**2.53**
Country-Allocable														
Algeria	**2.20**	0.64	0.80	0.01	-	0.38	-	**1.82**	0.37	-	-	-	-	**0.37**
Egypt	**9.05**	8.37	-	-	0.32	0.15	-	**8.83**	0.23	-	-	-	-	**0.23**
Libya	**4.94**	0.13	4.65	-	-	0.10	-	**4.88**	0.06	-	-	-	-	**0.06**
Morocco	**7.31**	5.74	-	0.01	0.51	0.46	-	**6.72**	0.29	-	-	0.29	0.01	**0.59**
Tunisia	**12.28**	8.22	0.25	0.01	1.95	0.81	-	**11.24**	0.91	-	-	0.13	-	**1.04**
Region-Allocable														
North Africa	**1.32**	-	-	0.81	0.25	-	-	**1.07**	0.25	-	-	-	-	**0.25**
Middle East	**637.90**	**158.15**	**352.74**	**13.14**	**6.37**	**71.91**	**15.46**	**617.78**	**6.84**	**1.96**	**-**	**4.29**	**7.04**	**20.12**
Country-Allocable														
Iraq	**108.05**	28.59	41.42	-	0.15	36.89	-	**107.04**	0.33	0.68	-	-	-	**1.01**
Iran	**1.66**	-	-	-	-	1.50	-	**1.50**	-	-	-	0.16	-	**0.16**
Jordan	**97.91**	54.25	35.78	-	1.58	4.86	-	**96.47**	1.25	-	-	0.08	0.11	**1.44**
Lebanon	**122.55**	22.00	87.94	-	1.27	4.72	-	**115.94**	2.62	-	-	4.00	0.00	**6.62**
West Bank and Gaza	**47.05**	39.90	2.00	-	1.10	1.93	0.06	**44.99**	0.73	1.28	-	0.05	-	**2.05**
Syria	**98.02**	0.36	90.13	-	1.23	6.22	-	**97.93**	0.09	-	-	-	-	**0.09**
Yemen	**53.98**	-	48.32	1.05	0.12	4.49	-	**53.98**	0.00	-	-	-	-	**0.00**
Region-Allocable														
Middle East	**108.68**	13.07	47.15	12.09	0.91	11.29	15.40	**99.92**	1.83	-	-	-	6.93	**8.76**
Asia	**1,221.96**	**316.27**	**132.80**	**543.33**	**102.65**	**68.85**	**34.66**	**1,198.55**	**19.60**	**0.08**	**1.89**	**0.72**	**1.12**	**23.41**
Country-Allocable														
Afghanistan	**177.16**	141.83	32.34	0.15	2.40	0.34	-	**177.07**	0.09	-	-	0.01	-	**0.10**
Armenia	**0.30**	0.09	-	-	-	0.22	-	**0.30**	-	-	-	-	-	**-**
Azerbaijan	**1.73**	0.08	1.39	-	-	0.17	0.10	**1.73**	-	-	-	-	-	**-**
Bangladesh	**106.72**	65.23	28.93	2.40	7.86	0.90	-	**105.31**	1.38	-	0.01	-	0.01	**1.40**
Bhutan	**0.23**	0.16	-	-	-	-	0.03	**0.19**	0.04	-	-	-	-	**0.04**
China	**2.83**	0.65	-	-	-	0.08	0.21	**0.93**	0.06	-	1.60	0.15	0.09	**1.90**
Georgia	**5.71**	0.08	0.21	-	-	5.42	-	**5.71**	0.00	-	-	-	-	**0.00**
Indonesia	**17.20**	13.45	0.54	0.91	2.06	0.11	-	**17.07**	0.13	-	-	-	0.00	**0.13**
India	**9.17**	1.04	-	1.65	4.15	-	-	**6.84**	2.02	-	-	0.29	0.02	**2.33**
Kyrgyzstan	**2.13**	0.09	0.32	-	1.69	-	-	**2.11**	0.03	-	-	-	-	**0.03**
Cambodia	**4.43**	0.17	-	-	3.38	0.35	-	**3.90**	0.52	-	-	0.02	-	**0.54**
North Korea	**2.22**	-	2.22	-	-	-	-	**2.22**	-	-	-	-	0.00	**0.00**
Kazakhstan	**0.51**	0.09	0.32	-	-	0.01	0.10	**0.51**	-	-	-	-	-	**-**
Laos	**1.36**	0.17	-	-	0.64	0.26	-	**1.07**	0.16	-	-	0.13	-	**0.29**
Sri Lanka	**9.55**	5.66	-	0.91	0.79	1.42	-	**8.78**	0.77	-	-	-	-	**0.77**
Myanmar	**36.61**	20.14	10.61	-	3.53	1.21	-	**35.49**	1.00	0.08	-	0.04	0.01	**1.12**
Mongolia	**6.45**	5.05	-	0.91	0.49	-	-	**6.45**	0.00	-	-	-	-	**0.00**
Maldives	**1.55**	1.53	-	-	-	-	-	**1.53**	0.02	-	-	-	-	**0.02**
Malaysia	**2.26**	0.12	-	-	-	1.42	-	**1.54**	0.72	-	-	-	-	**0.72**
Nepal	**6.75**	0.45	-	1.80	4.03	-	-	**6.29**	0.41	-	-	0.04	0.01	**0.47**
Philippines	**16.35**	9.15	0.15	-	4.28	1.91	-	**15.50**	0.82	-	-	0.02	0.00	**0.85**
Pakistan	**40.69**	19.88	11.24	1.21	7.12	0.20	-	**39.66**	0.78	-	-	-	0.25	**1.03**
Thailand	**2.45**	0.17	-	-	0.16	1.37	-	**1.70**	0.75	-	-	-	-	**0.75**

STATISTICAL REPORT ON INTERNATIONAL ASSISTANCE 2020-2021

CANADIAN INTERNATIONAL ASSISTANCE BY RECIPIENT

D2: Bilateral International Assistance

This table includes ODA and other official assistance expenditures in $ millions.

Recipient	TOTAL	Global Affairs Canada							Other Government Sources					
		Geographic Programs	Global Issues and Development		Partnerships for Development Innovation	International Security and Political Affairs	Others (1)	Total	International Development Research Centre	Royal Canadian Mounted Police	Environment and Climate Change Canada	Provinces, Territories and Municipalities (2)	Others (2)	Total
			Humanitarian Assistance Division	Global Initiatives										
Tajikistan	2.29	0.09	0.32	-	1.83	-	-	2.24	0.05	-	-	-	-	0.05
Timor-Leste	0.21	0.17	-	-	0.03	-	-	0.20	-	-	-	0.01	-	0.01
Turkmenistan	0.11	0.08	-	-	-	-	0.03	0.11	-	-	-	-	-	-
Uzbekistan	0.41	0.34	-	-	-	-	0.03	0.37	0.04	-	-	-	-	0.04
Vietnam	15.08	9.39	-	0.38	3.32	0.19	-	13.28	0.79	-	0.27	0.02	0.73	1.80
Region-Allocable														
Asia	647.97	12.84	38.94	457.11	54.67	42.51	34.16	640.24	7.73	-	-	-	-	7.73
South-Central Asia	27.03	-	1.75	23.16	-	2.12	-	27.03	-	-	-	-	-	-
South Asia	2.45	-	-	1.01	0.21	0.33	-	1.56	0.88	-	-	-	-	0.88
Central Asia	2.60	-	-	2.60	-	-	-	2.60	-	-	-	-	-	-
Southeast Asia	45.94	8.07	1.75	27.52	0.01	8.16	-	45.52	0.42	-	-	-	-	0.42
Eastern Asia	23.52	-	1.75	21.60	0.00	0.17	-	23.52	-	-	-	-	-	-
Americas	**1,089.97**	**311.12**	**99.89**	**442.61**	**99.28**	**68.51**	**30.36**	**1,051.78**	**25.10**	**0.52**	**4.75**	**3.95**	**3.87**	**38.19**
Country-Allocable														
Antigua and Barbuda	0.85	0.69	-	-	0.00	0.15	0.00	0.85	-	-	-	-	-	-
Argentina	1.32	0.08	-	-	0.13	0.12	0.02	0.34	0.98	-	-	-	-	0.98
Barbados	0.31	0.21	-	-	-	0.10	-	0.31	-	-	-	-	-	-
Bolivia	20.33	12.44	-	3.66	3.36	0.04	0.00	19.50	0.16	-	-	0.25	0.41	0.83
Brazil	2.45	0.26	-	-	0.54	0.12	0.05	0.96	1.33	-	-	0.16	-	1.49
Bahamas	0.44	0.29	-	-	-	0.15	-	0.44	-	-	-	-	-	-
Belize	2.90	2.15	-	-	0.01	0.62	0.01	2.78	0.02	-	0.10	-	-	0.12
Chile	2.45	0.33	-	-	0.15	0.02	0.00	0.51	-	-	1.87	0.07	-	1.94
Colombia	45.05	16.45	14.42	1.32	2.46	7.83	0.03	42.51	1.70	-	0.01	0.14	0.70	2.55
Costa Rica	0.94	0.41	-	-	0.13	0.20	0.00	0.74	0.05	-	0.00	-	0.15	0.20
Cuba	3.24	3.03	-	-	-	-	0.00	3.03	0.14	-	0.05	0.01	0.01	0.21
Dominica	2.59	2.21	-	-	0.18	0.05	0.00	2.44	0.14	-	-	-	0.01	0.15
Dominican Republic	0.69	0.41	-	-	0.03	0.16	0.01	0.60	0.03	-	0.06	-	-	0.09
Ecuador	8.77	3.75	2.85	-	0.60	0.10	0.01	7.30	1.05	-	0.00	0.24	0.18	1.47
Grenada	1.40	1.16	-	-	0.13	0.10	0.00	1.40	0.00	-	-	-	-	0.00
Guatemala	22.27	8.53	3.91	0.29	6.96	0.71	0.00	20.40	1.05	-	0.00	0.53	0.28	1.87
Guyana	6.79	5.39	-	-	1.06	0.32	0.00	6.78	0.01	-	-	-	-	0.01
Honduras	36.65	24.43	3.91	1.99	4.01	1.39	0.00	35.72	0.38	-	-	0.17	0.37	0.92
Haiti	90.54	57.53	12.86	0.01	14.99	2.85	0.00	88.24	0.19	0.52	-	1.59	-	2.30
Jamaica	4.93	2.94	-	-	1.10	0.58	0.01	4.63	0.21	-	0.10	-	-	0.30
Saint Kitts and Nevis	0.30	0.20	-	-	-	0.10	-	0.30	-	-	-	-	-	-
Saint Lucia	2.04	1.77	-	-	0.17	0.10	0.00	2.03	0.00	-	-	-	0.01	0.01
Montserrat	0.25	0.25	-	-	-	-	0.00	0.25	-	-	-	-	-	-
Mexico	6.57	2.47	-	-	0.04	0.40	0.57	3.48	1.32	-	1.57	0.11	0.10	3.10
Nicaragua	16.30	8.15	3.07	2.28	2.42	-	0.00	15.92	0.10	-	-	0.28	-	0.38
Panama	1.34	0.39	-	-	0.26	0.63	0.00	1.28	0.04	-	0.02	-	0.00	0.07
Peru	29.35	17.72	1.75	2.50	4.54	0.14	0.03	26.68	1.73	-	0.10	0.37	0.46	2.67
Paraguay	0.34	0.08	-	-	-	0.02	0.00	0.10	0.25	-	-	-	-	0.25
Suriname	1.35	1.23	-	-	0.09	0.03	0.00	1.35	-	-	-	-	-	-
El Salvador	10.19	4.32	3.24	0.37	0.65	1.21	0.01	9.80	0.34	-	0.02	0.03	0.01	0.40
Trinidad and Tobago	0.47	0.20	-	-	0.10	0.17	-	0.47	-	-	-	-	-	-
Uruguay	0.04	-	-	-	-	0.04	-	0.04	-	-	-	-	-	-
Saint Vincent and the Grenadines	1.13	0.88	-	-	-	0.05	0.00	0.94	0.19	-	-	-	-	0.19
Venezuela	12.75	4.27	8.22	-	0.07	0.19	0.00	12.75	-	-	-	-	-	-
Region-Allocable														
Americas	396.10	17.14	38.38	212.41	53.90	45.73	28.24	395.79	-	-	-	-	0.30	0.30
Central America	96.91	22.47	1.30	68.79	0.39	0.86	0.19	93.99	2.91	-	-	-	-	2.91
South America	174.92	34.02	6.00	118.87	0.42	2.40	0.87	162.59	10.73	-	0.85	-	0.76	12.33
Caribbean	84.70	52.85	-	30.13	0.40	0.84	0.31	84.53	0.05	-	-	-	0.12	0.17

CANADIAN INTERNATIONAL ASSISTANCE BY RECIPIENT

D2: Bilateral International Assistance

This table includes ODA and other official assistance expenditures in $ millions.

Recipient	TOTAL	Global Affairs Canada							Other Government Sources					
		Geographic Programs	Global Issues and Development		Partnerships for Development Innovation	International Security and Political Affairs	Others (1)	Total	International Development Research Centre	Royal Canadian Mounted Police	Environment and Climate Change Canada	Provinces, Territories and Municipalities (2)	Others (2)	Total
			Humanitarian Assistance Division	Global Initiatives										
Europe	**160.54**	**26.88**	**27.15**	**45.78**	**0.20**	**52.23**	**4.68**	**156.92**	**0.20**	**3.22**	**-**	**0.05**	**0.14**	**3.62**
Country-Allocable														
Albania	0.45	0.13	0.32	-	-	-	-	0.45	-	-	-	-	-	-
Bosnia and Herzegovina	0.25	-	0.25	-	-	-	-	0.25	-	-	-	-	-	-
Belarus	1.76	0.13	0.19	-	-	1.45	-	1.76	-	-	-	-	-	-
Croatia	0.50	-	-	-	-	0.50	-	0.50	-	-	-	-	-	-
Kosovo	0.21	0.21	-	-	-	-	-	0.21	-	-	-	-	-	-
Moldova	0.51	0.15	0.19	-	-	0.17	-	0.51	-	-	-	-	-	-
Montenegro	0.40	0.08	0.32	-	-	-	-	0.40	-	-	-	-	-	-
North Macedonia	0.40	0.08	0.32	-	-	-	-	0.40	-	-	-	-	-	-
Serbia	0.10	0.08	-	-	0.02	-	-	0.10	-	-	-	-	-	-
Turkey	0.33	0.08	-	-	0.03	-	-	0.10	0.20	-	-	0.02	-	0.22
Ukraine	46.08	24.66	7.35	0.91	0.08	9.68	-	42.68	-	3.22	-	0.03	0.14	3.40
Region-Allocable														
Europe	109.55	1.28	18.20	44.87	0.08	40.44	4.68	109.55	-	-	-	-	-	-
Oceania	**96.39**	**21.66**	**15.35**	**22.14**	**0.39**	**34.30**	**2.53**	**96.38**	**-**	**-**	**-**	**-**	**0.01**	**0.01**
Country-Allocable														
Fiji	0.83	0.78	-	-	0.01	-	0.03	0.83	-	-	-	-	0.00	0.00
Micronesia	0.17	0.17	-	-	-	-	-	0.17	-	-	-	-	-	-
Kiribati	0.24	0.24	-	-	-	-	-	0.24	-	-	-	-	-	-
Marshall Islands	0.44	0.17	-	0.27	-	-	-	0.44	-	-	-	-	-	-
Nauru	0.17	0.17	-	-	-	-	-	0.17	-	-	-	-	-	-
Papua New Guinea	0.17	0.17	-	-	-	-	-	0.17	-	-	-	-	-	-
Palau	0.17	0.17	-	-	-	-	-	0.17	-	-	-	-	-	-
Solomon Islands	0.65	0.65	-	-	-	-	-	0.65	-	-	-	-	-	-
Tonga	0.24	0.24	-	-	-	-	-	0.24	-	-	-	-	-	-
Tuvalu	0.24	0.24	-	-	-	-	-	0.24	-	-	-	-	-	-
Vanuatu	0.91	0.70	-	-	0.17	-	0.03	0.90	-	-	-	-	0.01	0.01
Samoa	0.24	0.24	-	-	-	-	-	0.24	-	-	-	-	-	-
Region-Allocable														
Oceania	91.92	17.71	15.35	21.87	0.21	34.30	2.47	91.92	-	-	-	-	-	-
Global-Unallocable (4)	**786.72**	**0.06**	**0.25**	**0.88**	**5.71**	**8.13**	**3.03**	**18.07**	**34.17**	**5.65**	**2.34**	**241.75**	**484.75**	**768.65**
International Bilateral Assistance	**6,796.60**	**1,596.97**	**1,029.42**	**2,134.60**	**527.41**	**402.75**	**170.30**	**5,861.45**	**152.74**	**14.14**	**9.82**	**256.95**	**501.49**	**935.15**

(1) Other: Includes Strategic Policy Branch, International Business Development and Innovation Branch, Services Rendered Abroad, and corporate operations and management costs of non-programming branches.
(2) A complete list of all other government departments providing international assistance can be found in Table A of this report.
(3) Projects coded to Africa are included under Sub-Saharan Africa because the majority of the benefits will incur to countries in that region.
(4) Unallocable aid are disbursements that cannot be identified for any particular recipient or sector (e.g. costs of refugees in Canada).

STATISTICAL REPORT ON INTERNATIONAL ASSISTANCE 2020-2021

GEOGRAPHIC DISTRIBUTION OF CANADA'S MULTILATERAL INTERNATIONAL ASSISTANCE

FIGURES IN $ MILLIONS

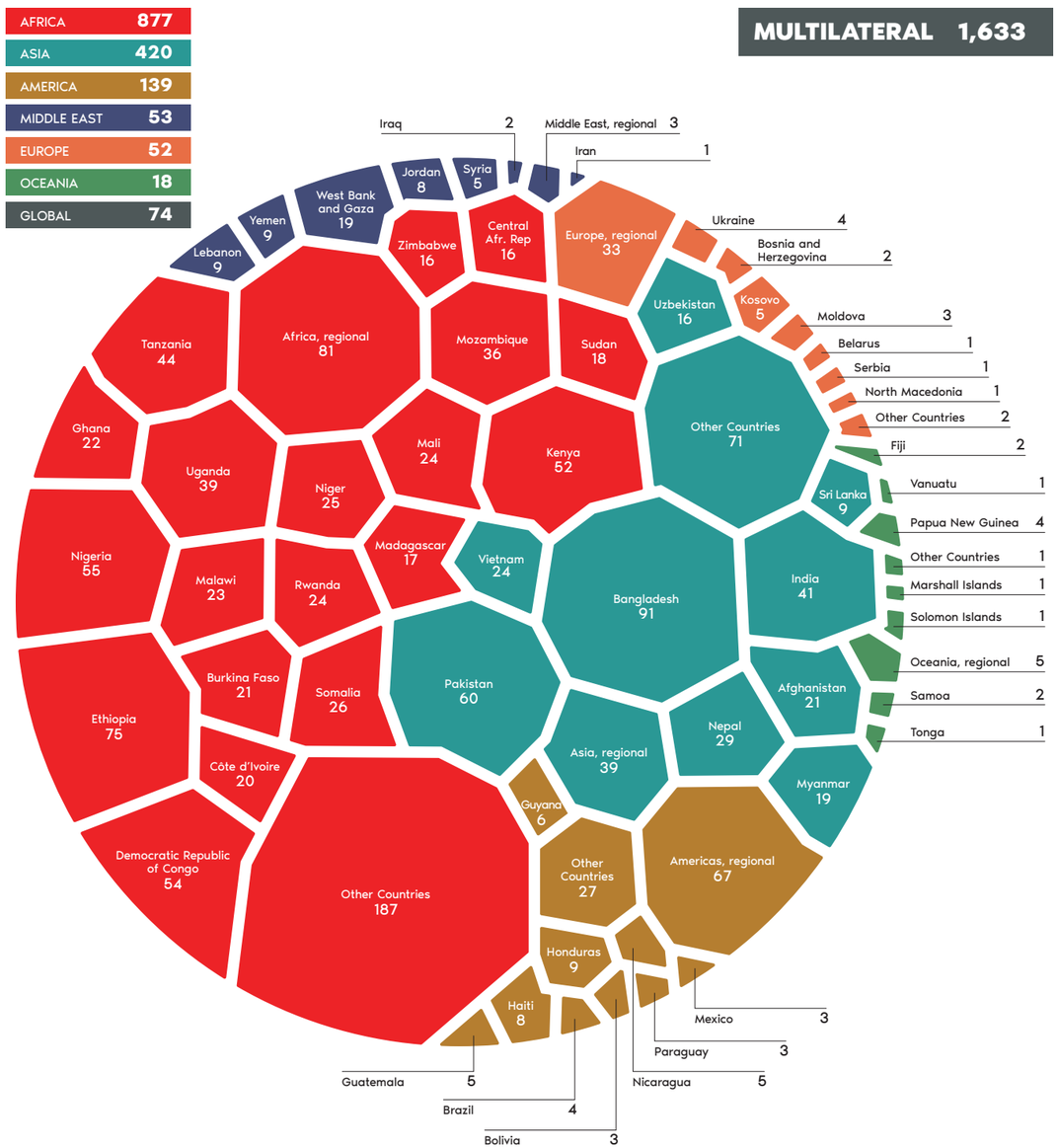

* Details presented in this chart may not add up to exact totals due to rounding.

CANADIAN INTERNATIONAL ASSISTANCE BY RECIPIENT

D3: Multilateral International Assistance

Multilateral aid in a given year cannot be precisely imputable to donors' contributions in that year, regardless of methodology used. See definition of "multilateral aid" in the Glossary for the complete explanation.
This table includes ODA and other official assistance expenditures in $ millions.

Recipient	TOTAL	Global Affairs Canada				Other Government Sources		
		United Nations Agency, Fund or Commission	Regional Development Banks	Other Multilateral Organizations	Total	Department of Finance Canada	Others (1)	Total
Africa - Total	**877.11**	**156.60**	**158.12**	**283.73**	**598.44**	**278.24**	**0.43**	**278.67**
Sub-Saharan Africa	**871.94**	**153.72**	**158.12**	**281.43**	**593.27**	**278.24**	**0.43**	**278.67**
Country-Allocable								
Angola	**2.93**	0.61	0.48	1.78	**2.87**	0.06	-	**0.06**
Benin	**12.10**	2.00	1.03	3.02	**6.06**	6.05	-	**6.05**
Botswana	**0.64**	0.11	-	0.53	**0.64**	-	-	**-**
Burkina Faso	**21.27**	2.78	4.47	5.74	**12.99**	8.28	-	**8.28**
Burundi	**9.06**	3.23	0.94	3.10	**7.26**	1.80	-	**1.80**
Cameroon	**10.43**	1.64	1.12	5.66	**8.41**	2.02	-	**2.02**
Cabo Verde	**1.54**	0.10	-	0.18	**0.29**	1.25	-	**1.25**
Central African Republic	**16.02**	9.05	1.16	2.18	**12.40**	3.62	-	**3.62**
Chad	**13.83**	2.52	4.06	3.09	**9.67**	4.16	-	**4.16**
Comoros	**2.81**	0.54	1.11	0.40	**2.05**	0.76	-	**0.76**
Democratic Republic of Congo	**53.98**	13.98	8.69	21.76	**44.43**	9.55	-	**9.55**
Congo	**3.55**	0.66	0.54	1.15	**2.35**	1.20	-	**1.20**
Côte d'Ivoire	**20.22**	1.04	2.23	6.37	**9.65**	10.57	-	**10.57**
Djibouti	**4.13**	0.57	2.60	0.24	**3.42**	0.71	-	**0.71**
Equatorial Guinea	**0.12**	0.11	-	0.01	**0.12**	-	-	**-**
Eritrea	**3.98**	2.54	0.24	1.21	**3.98**	-	-	**-**
Eswatini	**1.26**	0.44	-	0.82	**1.26**	-	-	**-**
Ethiopia	**75.42**	4.83	15.51	12.86	**33.19**	42.23	-	**42.23**
Gabon	**0.23**	0.15	-	0.08	**0.23**	-	-	**-**
Gambia	**5.12**	0.68	1.39	1.35	**3.42**	1.71	-	**1.71**
Ghana	**22.50**	1.62	7.39	5.38	**14.39**	8.11	-	**8.11**
Guinea	**9.88**	1.02	2.75	2.76	**6.52**	3.35	-	**3.35**
Guinea-Bissau	**3.77**	0.64	0.39	1.88	**2.91**	0.86	-	**0.86**
Kenya	**52.32**	3.50	3.41	10.28	**17.19**	35.12	-	**35.12**
Lesotho	**3.94**	0.68	0.26	2.35	**3.28**	0.66	-	**0.66**
Liberia	**7.21**	0.93	2.29	1.64	**4.87**	2.34	-	**2.34**
Madagascar	**16.52**	2.55	1.99	5.43	**9.97**	6.55	-	**6.55**
Malawi	**23.14**	3.10	3.71	12.32	**19.13**	4.01	-	**4.01**
Mali	**24.32**	10.59	5.19	4.76	**20.54**	3.78	-	**3.78**
Mauritania	**7.19**	1.85	0.98	1.06	**3.89**	3.29	-	**3.29**
Mauritius	**0.47**	0.15	-	0.32	**0.47**	-	-	**-**
Mozambique	**35.90**	2.93	5.05	17.72	**25.70**	10.20	-	**10.20**
Namibia	**1.37**	0.36	-	1.01	**1.37**	-	-	**-**
Niger	**25.19**	3.53	6.67	4.47	**14.67**	10.52	-	**10.52**
Nigeria	**55.49**	3.11	1.61	25.66	**30.38**	25.11	-	**25.11**
Rwanda	**24.33**	1.37	7.56	5.67	**14.61**	9.73	-	**9.73**
Sao Tome and Principe	**2.42**	0.47	1.18	0.36	**2.01**	0.41	-	**0.41**
Senegal	**12.60**	1.34	0.99	2.90	**5.22**	7.38	-	**7.38**
Sierra Leone	**10.29**	1.06	2.46	2.30	**5.83**	4.46	-	**4.46**
Somalia	**25.53**	2.79	8.84	2.23	**13.86**	11.67	-	**11.67**
South Africa	**9.41**	0.48	-	8.93	**9.41**	-	-	**-**
South Sudan	**14.42**	9.65	1.69	2.16	**13.51**	0.92	-	**0.92**
Sudan	**17.55**	8.15	1.50	5.84	**15.49**	2.06	-	**2.06**
Tanzania	**43.72**	3.94	8.23	21.54	**33.71**	10.01	-	**10.01**
Togo	**10.23**	1.96	2.47	2.76	**7.18**	3.04	-	**3.04**
Uganda	**39.43**	2.42	4.17	16.69	**23.27**	16.15	-	**16.15**
Zambia	**13.68**	0.70	1.50	8.40	**10.59**	3.09	-	**3.09**
Zimbabwe	**15.82**	3.26	1.10	11.18	**15.54**	0.29	-	**0.29**
Region-Allocable								
Sub-Saharan Africa	**0.85**	0.59	-	0.20	**0.79**	0.06	-	**0.06**
West Africa	**0.64**	0.01	0.02	0.01	**0.05**	0.60	-	**0.60**
Central Africa	**0.10**	0.00	0.10	-	**0.10**	-	-	**-**
East Africa	**1.44**	0.43	0.49	-	**0.93**	0.51	-	**0.51**
Southern Africa	**0.16**	0.16	-	-	**0.16**	-	-	**-**
Africa (2)	**81.45**	30.78	28.53	21.71	**81.01**	-	0.43	**0.43**
North Africa	**5.17**	**2.88**	**-**	**2.29**	**5.17**	**-**	**-**	**-**
Country-Allocable								
Algeria	**0.23**	0.16	-	0.07	**0.23**	-	-	**-**
Egypt	**1.72**	1.18	-	0.54	**1.72**	-	-	**-**
Western Sahara	**0.32**	0.32	-	-	**0.32**	-	-	**-**
Libya	**0.81**	0.81	-	-	**0.81**	-	-	**-**
Morocco	**1.48**	0.18	-	1.30	**1.48**	-	-	**-**
Tunisia	**0.61**	0.23	-	0.39	**0.61**	-	-	**-**
Region-Allocable								
Middle East	**53.19**	**44.45**	**-**	**3.86**	**48.32**	**4.74**	**0.13**	**4.87**

CANADIAN INTERNATIONAL ASSISTANCE BY RECIPIENT

D3: Multilateral International Assistance

Multilateral aid in a given year cannot be precisely imputable to donors' contributions in that year, regardless of methodology used. See definition of "multilateral aid" in the Glossary for the complete explanation.
This table includes ODA and other official assistance expenditures in $ millions.

Recipient	TOTAL	Global Affairs Canada				Other Government Sources		
		United Nations Agency, Fund or Commission	Regional Development Banks	Other Multilateral Organizations	Total	Department of Finance Canada	Others (1)	Total
Country-Allocable								
Iraq	1.47	1.29	-	0.19	**1.47**	-	-	**-**
Iran (3)	0.56	0.20	-	0.36	**0.56**	-	-	**-**
Jordan	7.77	6.75	-	0.31	**7.06**	0.71	-	**0.71**
Lebanon	8.52	7.32	-	0.03	**7.35**	1.17	-	**1.17**
West Bank and Gaza	18.58	18.58	-	-	**18.58**	-	-	**-**
Syria	5.18	5.01	-	0.17	**5.18**	-	-	**-**
Yemen	8.53	4.59	-	1.09	**5.68**	2.85	-	**2.85**
Region-Allocable								
Middle East	2.57	0.72	-	1.71	**2.43**	-	0.13	**0.13**
Asia	**420.15**	**70.85**	**30.73**	**113.21**	**214.79**	**205.26**	**0.10**	**205.36**
Country-Allocable								
Afghanistan	21.39	3.68	2.49	2.75	**8.93**	12.46	-	**12.46**
Armenia	0.67	0.15	0.04	0.29	**0.48**	0.19	-	**0.19**
Azerbaijan	0.68	0.18	0.02	0.48	**0.68**	-	-	**-**
Bangladesh	90.74	3.88	5.32	9.70	**18.91**	71.84	-	**71.84**
Bhutan	2.34	0.11	0.65	0.39	**1.15**	1.19	-	**1.19**
China (4)	4.41	0.44	0.05	3.92	**4.41**	-	-	**-**
Georgia	0.96	0.17	0.10	0.57	**0.84**	0.12	-	**0.12**
Indonesia	8.67	0.87	0.10	7.70	**8.67**	-	-	**-**
India (5)	40.98	4.12	0.07	14.77	**18.96**	22.03	-	**22.03**
Kyrgyzstan	3.46	0.24	0.69	1.70	**2.63**	0.83	-	**0.83**
Cambodia	7.14	0.67	3.16	1.44	**5.26**	1.88	-	**1.88**
North Korea	2.15	0.59	-	1.56	**2.15**	-	-	**-**
Kazakhstan	0.95	0.16	0.02	0.78	**0.95**	-	-	**-**
Laos	3.99	0.90	0.73	1.25	**2.87**	1.11	-	**1.11**
Sri Lanka	9.25	2.33	0.94	0.73	**4.00**	5.24	-	**5.24**
Myanmar	18.77	1.96	1.36	9.38	**12.70**	6.07	-	**6.07**
Mongolia	4.37	0.20	0.73	0.48	**1.40**	2.97	-	**2.97**
Maldives	1.62	0.26	0.43	0.29	**0.99**	0.63	-	**0.63**
Malaysia	0.78	0.23	-	0.55	**0.78**	-	-	**-**
Nepal	29.41	6.54	3.74	1.66	**11.94**	17.47	-	**17.47**
Philippines	5.13	0.69	0.06	4.37	**5.13**	-	-	**-**
Pakistan	60.02	4.74	4.60	19.30	**28.64**	31.38	-	**31.38**
Thailand	4.80	2.68	-	2.12	**4.80**	-	-	**-**
Tajikistan	6.62	0.54	1.25	2.86	**4.66**	1.96	-	**1.96**
Timor-Leste	1.03	0.39	0.10	0.49	**0.99**	0.04	-	**0.04**
Turkmenistan	0.53	0.07	0.00	0.46	**0.53**	-	-	**-**
Uzbekistan	15.68	0.28	1.49	2.68	**4.45**	11.23	-	**11.23**
Vietnam	23.61	0.62	1.92	4.60	**7.14**	16.47	-	**16.47**
Region-Allocable								
Asia	39.38	28.67	0.46	10.14	**39.27**	-	0.10	**0.10**
South-Central Asia	0.00	0.00	-	-	**0.00**	-	-	**-**
South Asia	4.52	4.37	0.04	0.06	**4.46**	0.06	-	**0.06**
Central Asia	0.12	-	0.04	-	**0.04**	0.08	-	**0.08**
Southeast Asia	5.98	0.12	0.12	5.74	**5.98**	-	-	**-**
Americas	**139.15**	**47.66**	**31.83**	**48.84**	**128.33**	**10.67**	**0.16**	**10.82**
Country-Allocable								
Antigua and Barbuda	0.89	0.00	0.87	0.01	**0.89**	-	-	**-**
Argentina	0.36	0.19	0.04	0.12	**0.36**	-	-	**-**
Bolivia	3.35	0.27	1.11	0.79	**2.17**	1.18	-	**1.18**
Brazil	3.89	0.21	0.07	3.61	**3.89**	-	-	**-**
Belize	2.23	0.06	2.01	0.16	**2.23**	-	-	**-**
Colombia	2.06	0.73	0.29	1.03	**2.06**	-	-	**-**
Costa Rica	0.39	0.16	0.03	0.20	**0.39**	-	-	**-**
Cuba	0.96	0.10	-	0.86	**0.96**	-	-	**-**
Dominica	1.51	0.02	1.05	0.02	**1.09**	0.42	-	**0.42**
Dominican Republic	0.58	0.10	0.03	0.44	**0.58**	-	-	**-**
Ecuador	1.77	0.24	0.03	1.50	**1.77**	-	-	**-**
Grenada	1.80	0.01	1.02	0.22	**1.25**	0.55	-	**0.55**
Guatemala	5.44	0.80	3.60	1.04	**5.44**	-	-	**-**
Guyana	6.33	0.07	6.09	0.07	**6.23**	0.10	-	**0.10**
Honduras	9.03	0.85	4.44	0.78	**6.07**	2.96	-	**2.96**
Haiti	7.54	1.23	0.97	2.74	**4.94**	2.60	-	**2.60**
Jamaica	2.45	0.07	2.04	0.34	**2.45**	-	-	**-**
Saint Lucia	1.92	0.03	1.46	0.01	**1.50**	0.42	-	**0.42**
Montserrat	0.01	0.01	-	-	**0.01**	-	-	**-**
Mexico	2.70	0.25	0.05	2.41	**2.70**	-	-	**-**

CANADIAN INTERNATIONAL ASSISTANCE BY RECIPIENT

D3: Multilateral International Assistance

Multilateral aid in a given year cannot be precisely imputable to donors' contributions in that year, regardless of methodology used. See definition of "multilateral aid" in the Glossary for the complete explanation.
This table includes ODA and other official assistance expenditures in $ millions.

Recipient	TOTAL	Global Affairs Canada				Other Government Sources		
		United Nations Agency, Fund or Commission	Regional Development Banks	Other Multilateral Organizations	Total	Department of Finance Canada	Others (1)	Total
Nicaragua	4.52	0.41	1.78	0.86	**3.06**	1.46	-	**1.46**
Panama	0.80	0.30	0.04	0.46	**0.80**	-	-	**-**
Peru	1.48	0.23	0.03	1.22	**1.48**	-	-	**-**
Paraguay	2.80	0.21	0.40	2.19	**2.80**	-	-	**-**
Suriname	0.90	0.02	0.56	0.31	**0.90**	-	-	**-**
El Salvador	1.25	0.53	0.05	0.67	**1.25**	-	-	**-**
Saint Vincent and the Grenadines	2.48	0.01	1.36	0.15	**1.52**	0.96	-	**0.96**
Venezuela	1.24	0.13	0.01	1.10	**1.24**	-	-	**-**
Region-Allocable								
Americas	66.55	40.00	1.12	25.27	**66.39**	-	0.16	**0.16**
Central America	0.75	0.14	0.54	0.04	**0.71**	0.04	-	**0.04**
South America	0.13	0.04	0.02	0.07	**0.13**	-	-	**-**
Caribbean	1.05	0.23	0.69	0.13	**1.05**	-	-	**-**
Europe	**51.76**	**27.10**	**-**	**21.17**	**48.26**	**3.42**	**0.08**	**3.49**
Country-Allocable								
Albania	0.68	0.17	-	0.50	**0.67**	0.01	-	**0.01**
Bosnia and Herzegovina	2.27	0.15	-	1.77	**1.92**	0.36	-	**0.36**
Belarus	1.18	0.07	-	1.11	**1.18**	-	-	**-**
Kosovo	4.54	0.29	-	2.37	**2.66**	1.88	-	**1.88**
Moldova	2.95	1.07	-	0.70	**1.77**	1.17	-	**1.17**
Montenegro	0.40	0.08	-	0.32	**0.40**	-	-	**-**
North Macedonia	1.00	0.14	-	0.85	**1.00**	-	-	**-**
Serbia	1.18	0.15	-	1.04	**1.18**	-	-	**-**
Turkey	0.59	0.16	-	0.43	**0.59**	-	-	**-**
Ukraine	4.04	0.29	-	3.75	**4.04**	-	-	**-**
Region-Allocable								
Europe	32.92	24.52	-	8.33	**32.85**	-	0.08	**0.08**
Oceania	**18.31**	**4.64**	**2.23**	**6.06**	**12.93**	**5.38**	**-**	**5.38**
Country-Allocable								
Fiji	2.30	0.40	0.01	0.71	**1.12**	1.18	-	**1.18**
Micronesia	0.40	-	0.16	0.02	**0.18**	0.22	-	**0.22**
Kiribati	0.04	0.01	0.01	0.00	**0.02**	0.02	-	**0.02**
Marshall Islands	1.25	0.00	0.18	0.92	**1.10**	0.15	-	**0.15**
Nauru	0.06	-	0.06	-	**0.06**	-	-	**-**
Niue Islands	0.05	0.00	0.00	0.04	**0.05**	-	-	**-**
Papua New Guinea	3.87	0.14	0.65	2.33	**3.12**	0.75	-	**0.75**
Palau	0.18	0.00	0.15	0.02	**0.18**	-	-	**-**
Solomon Islands	1.33	0.07	0.27	0.36	**0.70**	0.63	-	**0.63**
Tokelau	0.00	0.00	-	-	**0.00**	-	-	**-**
Tonga	1.32	0.01	0.23	0.05	**0.29**	1.04	-	**1.04**
Tuvalu	0.52	0.00	0.05	0.10	**0.16**	0.36	-	**0.36**
Vanuatu	0.75	0.10	0.18	0.11	**0.39**	0.36	-	**0.36**
Samoa	1.47	0.04	0.20	0.61	**0.85**	0.62	-	**0.62**
Region-Allocable								
Oceania	4.77	3.86	0.08	0.79	**4.72**	0.05	-	**0.05**
Global-Unallocable	**73.51**	**19.89**	**-**	**37.86**	**57.75**	**-**	**15.76**	**15.76**
Multilateral International Assistance	**1,633.17**	**371.18**	**222.90**	**514.73**	**1,108.81**	**507.70**	**16.66**	**524.36**

(1) A complete list of all other government departments providing multilateral assistance can be found in Table A of this report.
(2) Projects coded to Africa are included under Sub-Saharan Africa as the majority of the benefits will incur to countries in that sub-region.
(3) Assistance provided to Iran represents the estimated portion of Canada's institutional support to multilateral organizations such as the United Nations High Commissioner for Refugees, the Global Fund to Fight AIDS, Tuberculosis and Malaria, and the Global Environment Facility.
(4) China received a significant amount of multilateral aid from organizations Canada supports, such as the Global Environment Facility.
(5) The majority of assistance provided to India represents the estimated portion of Canada's institutional support to multilateral organizations such as the International Development Association.

Reflows from repayable contributions and loans

In $ millions

	Global Affairs Canada	Export Development Canada
Bilateral	**71.07**	**16.60**
Africa	9.13	0.11
Algeria	1.64	-
Egypt	4.24	0.11
Morocco	0.28	-
Tunisia	2.98	-
Americas	17.92	-
Bolivia	0.04	-
Dominican Republic	0.24	-
Ecuador	0.27	-
Guatemala	0.10	-
Americas-Regional	17.26	-
Asia	22.12	16.49
China	-	16.49
Indonesia	9.36	-
Malaysia	0.05	-
Philippines	0.10	-
Sri Lanka	4.08	-
Thailand	0.67	-
Asia-Regional	7.86	-
Europe	0.03	-
Malta	0.03	-
Global-Unallocable	21.87	-
Multilateral	**0.09**	**-**
African Development Bank	0.09	-
Total	**71.16**	**16.60**

This table refers to repayments of loans, granted by the former Canadian International Development Agency and Export Development Canada, to developing countries and repayable contributions, issued by Global Affairs Canada and the Department of Finance Canada, for development-related purposes.

Note that reflows on repayable contributions and loans are shown as negative amounts in some OECD reports, as these were counted as ODA when they were granted.

Under Section 23 of the Export Development Act, Export Development Canada reports as ODA concessional sovereign loans. These concessional credits, meeting approved development criteria, are not considered part of the International Assistance Envelope.

Other bilateral official flows by recipient

This table includes non-ODA bilateral assistance expenditure in $ millions

Recipient	TOTAL	Global Affairs Canada: Geographic Programs	Partnerships for Development Innovation	Anti-Crime Capacity Building Program	Counter-Terrorism Capacity Building Program	Non-Proliferation and Security Threat Reduction	Peace and Stabilization Operations Program	Other Programs	Other Government Sources
Sub-Saharan Africa	**31.57**	**-**	**0.17**	**0.12**	**4.60**	**22.37**	**3.99**	**0.02**	**0.31**
Country-Allocable									
Burkina Faso	1.02	-	-	-	1.02	-	-	-	-
Democratic Republic of Congo	0.03	-	-	-	-	0.03	-	-	-
Congo	0.03	-	-	-	-	0.03	-	-	-
Cameroon	0.52	-	-	-	0.20	0.32	-	-	-
Ghana	0.27	-	-	-	-	0.27	-	-	-
Guinea	0.03	-	-	-	-	0.03	-	-	-
Kenya	0.60	-	-	-	0.60	-	-	-	-
Liberia	0.03	-	-	-	-	0.03	-	-	-
Mali	0.57	-	-	-	0.25	0.32	-	-	-
Mauritania	0.02	-	-	-	0.02	-	-	-	-
Niger	0.57	-	-	-	0.57	-	-	-	-
Nigeria	1.12	-	-	-	-	1.12	-	-	-
Seychelles	0.17	-	0.17	-	-	-	-	-	-
Sierra Leone	0.82	-	-	-	-	0.82	-	-	-
Somalia	0.31	-	-	-	0.31	-	-	-	-
Chad	0.20	-	-	-	0.20	-	-	-	-
Tanzania	0.16	-	-	-	-	-	-	-	0.16
South Africa	0.03	-	-	-	-	0.03	-	-	-
Zimbabwe	0.16	-	-	-	-	-	-	-	0.16
Region-Allocable									
Sub-Saharan Africa	0.96	-	-	-	0.96	-	-	-	-
Africa	23.95	-	-	0.12	0.47	19.35	3.99	0.02	-
North Africa	**1.82**	**-**	**-**	**-**	**1.82**	**-**	**-**	**-**	**-**
Country-Allocable									
Algeria	0.38	-	-	-	0.38	-	-	-	-
Egypt	0.15	-	-	-	0.15	-	-	-	-
Libya	0.04	-	-	-	0.04	-	-	-	-
Morocco	0.46	-	-	-	0.46	-	-	-	-
Tunisia	0.81	-	-	-	0.81	-	-	-	-
Middle East	**12.50**	**-**	**-**	**-**	**7.94**	**3.55**	**0.88**	**-**	**0.14**
Country-Allocable									
Iraq	0.47	-	-	-	-	0.47	-	-	-
Iran	1.50	-	-	-	-	1.50	-	-	-
Jordan	4.86	-	-	-	4.46	0.40	-	-	-
Lebanon	3.70	-	-	-	3.48	0.22	-	-	-
Syria	0.29	-	-	-	-	0.29	-	-	-
Region-Allocable									
Middle East	1.68	-	-	-	-	0.66	0.88	-	0.14
Asia	**28.82**	**-**	**-**	**0.79**	**3.04**	**22.54**	**1.97**	**0.02**	**0.47**
Country-Allocable									
Afghanistan	0.12	-	-	-	0.12	-	-	-	-
Armenia	0.17	-	-	-	-	0.17	-	-	-
Azerbaijan	0.17	-	-	-	-	0.17	-	-	-
Bangladesh	0.10	-	-	-	0.10	-	-	-	-
China	0.08	-	-	-	-	0.08	-	-	-
Georgia	5.17	-	-	-	-	5.17	-	-	-
Indonesia	0.09	-	-	-	0.09	-	-	-	-
India	0.16	-	-	-	-	-	-	-	0.16
Cambodia	0.35	-	-	-	0.10	0.25	-	-	-
Kazakhstan	0.01	-	-	-	-	0.01	-	-	-
Laos	0.19	-	-	0.03	-	0.16	-	-	-
Sri Lanka	1.23	-	-	0.03	-	1.20	-	-	-
Malaysia	1.50	-	-	-	0.14	1.21	-	-	0.16
Philippines	2.07	-	-	-	1.75	0.16	-	-	0.16
Pakistan	0.20	-	-	0.20	-	-	-	-	-
Thailand	1.32	-	-	0.03	0.09	1.20	-	-	-
Vietnam	0.19	-	-	0.03	-	0.16	-	-	-
Region-Allocable									
Asia	11.31	-	-	-	0.58	9.90	0.80	0.02	-
South-Central Asia	0.50	-	-	-	-	-	0.50	-	-
Southeast Asia	3.72	-	-	0.43	0.08	2.72	0.50	-	-
South Asia	0.05	-	-	0.05	-	-	-	-	-
Eastern Asia	0.17	-	-	-	-	-	0.17	-	-

APPENDIX 2

Other bilateral official flows by recipient

This table includes non-ODA bilateral assistance expenditure in $ millions

Recipient	TOTAL	Global Affairs Canada							Other Government Sources
		Geographic Programs	Partnerships for Development Innovation	Anti-Crime Capacity Building Program	Counter-Terrorism Capacity Building Program	Non-Proliferation and Security Threat Reduction	Peace and Stabilization Operations Program	Other Programs	
Americas	**28.00**	**1.23**	**0.25**	**11.84**	**-**	**11.22**	**0.80**	**0.02**	**2.62**
Country-Allocable									
Antigua and Barbuda	0.15	-	-	0.15	-	-	-	-	-
Argentina	0.12	-	-	0.12	-	-	-	-	-
Barbados	0.31	0.21	-	0.10	-	-	-	-	-
Bolivia	0.04	-	-	0.04	-	-	-	-	-
Brazil	0.17	-	-	0.02	-	-	-	-	0.16
Bahamas	0.44	0.29	-	0.15	-	-	-	-	-
Belize	0.62	-	-	0.62	-	-	-	-	-
Chile	2.37	0.33	0.15	0.02	-	-	-	0.00	1.86
Colombia	0.83	-	-	0.68	-	-	-	-	0.16
Costa Rica	0.20	-	-	0.20	-	-	-	-	-
Dominica	0.05	-	-	0.05	-	-	-	-	-
Dominican Republic	0.16	-	-	0.16	-	-	-	-	-
Ecuador	0.25	-	-	0.10	-	-	-	-	0.16
Grenada	0.10	-	-	0.10	-	-	-	-	-
Guatemala	0.71	-	-	0.71	-	-	-	-	-
Guyana	0.17	-	-	0.17	-	-	-	-	-
Honduras	1.39	-	-	1.39	-	-	-	-	-
Haiti	0.03	-	-	0.03	-	-	-	-	-
Jamaica	0.58	-	-	0.58	-	-	-	-	-
Saint Kitts and Nevis	0.30	0.20	-	0.10	-	-	-	-	-
Saint Lucia	0.10	-	-	0.10	-	-	-	-	-
Mexico	0.40	-	-	0.17	-	0.22	-	-	-
Panama	0.63	-	-	0.63	-	-	-	-	-
Peru	0.14	-	-	0.14	-	-	-	-	-
Paraguay	0.02	-	-	0.02	-	-	-	-	-
Suriname	0.03	-	-	0.03	-	-	-	-	-
El Salvador	1.21	-	-	1.21	-	-	-	-	-
Trinidad and Tobago	0.47	0.20	0.10	0.17	-	-	-	-	-
Uruguay	0.04	-	-	0.04	-	-	-	-	-
Saint Vincent and the Grenadines	0.05	-	-	0.05	-	-	-	-	-
Region-Allocable									
Americas	12.21	-	-	2.29	-	9.42	0.48	0.02	-
Central America	1.02	-	-	0.52	-	0.34	-	-	0.16
South America	1.84	-	-	0.43	-	0.96	0.32	-	0.14
Caribbean	0.84	-	-	0.56	-	0.28	-	-	-
Europe	**11.78**	**-**	**-**	**-**	**-**	**10.02**	**1.60**	**0.02**	**0.14**
Country-Allocable									
Croatia	0.50	-	-	-	-	-	0.50	-	-
Moldova	0.17	-	-	-	-	0.17	-	-	-
Turkey	0.14	-	-	-	-	-	-	-	0.14
Ukraine	0.49	-	-	-	-	0.49	-	-	-
Region-Allocable									
Europe	10.49	-	-	-	-	9.37	1.10	0.02	-
Oceania	**9.93**	**-**	**-**	**-**	**-**	**9.14**	**0.77**	**0.02**	**-**
Country-Allocable									
Region-Allocable									
Oceania	9.93	-	-	-	-	9.14	0.77	0.02	-
Global-Unallocable	**2.67**	**-**	**-**	**0.32**	**0.45**	**1.68**	**0.08**	**-**	**0.14**
Total - Other Bilateral Official Flows	**127.09**	**1.23**	**0.42**	**13.06**	**17.85**	**80.51**	**10.09**	**0.10**	**3.81**

Acronyms

CFLI	Canada Fund for Local Initiatives
CGIAR	Consultative Group on International Agricultural Research
DND	Department of National Defence
EBRD	European Bank for Reconstruction and Development
EDC	Export Development Canada
ESDC	Employment and Social Development Canada
FCM	Federation of Canadian Municipalities
GAC	Global Affairs Canada
GAVI	Global Alliance for Vaccines and Immunization (GAVI Alliance)
GEF	Global Environment Facility
GFATM	Global Fund to Fight Aids, Tuberculosis and Malaria
IAE	International Assistance Envelope
ICRC	International Committee of the Red Cross
IDA	International Development Association
IDB	Inter-American Development Bank
IDRC	International Development Research Centre
IFAD	International Fund for Agricultural Development
IFI	International financial institution
IHA	International humanitarian assistance
IMF	International Monetary Fund
MDI	Multilateral development institutions
MDRI	Multilateral Debt Relief Initiative
MNCH	Maternal, newborn and child health
NGO	Non-governmental organization
ODA	Official Development Assistance
ODAAA	*Official Development Assistance Accountability Act*
OECD-DAC	Organisation for Economic Co-operation and Development – Development Assistance Committee
OIF	International Organization of La Francophonie
PRGT	Poverty Reduction and Growth Trust
PSPC	Public Services and Procurement Canada
RCMP	Royal Canadian Mounted Police
RTAs	Regional trade agreements
SDGs	Sustainable Development Goals
SME	Small and medium-sized enterprises
TOSSD	Total Official Support for Sustainable Development
UN	United Nations
UNAIDS	Joint United Nations Programme on HIV/AIDS
UNDP	United Nations Development Programme
UNESCO	United Nations Educational, Scientific and Cultural Organization
UNHCR	United Nations High Commissioner for Refugees
UNICEF	United Nations Children's Fund
WFP	World Food Programme
WTO	World Trade Organization

APPENDIX 4

Glossary

A

Administrative Costs (see also operations and management)

In 1979, OECD-DAC members agreed that ODA figures should include the administrative costs of extending assistance. This inclusion of administrative cost data was intended to improve the comparability of total ODA figures among donor countries.

In the present report, the term “administrative costs” represents funds provided by a government department to an executing agency specifically earmarked to cover part of the latter's operations and management costs. See also “operations and management.”

Anti-Crime Capacity Building Program (ACCBP)

Improves the capacity of beneficiary states to prevent and respond to threats posed by transnational organized criminal activity throughout the hemisphere, thereby contributing to the full range of Canada’s interests in the Americas. The ACCBP Human Smuggling Envelope is administered by the ACCBP to respond specifically to the global threat posed to Canada by human smuggling ventures abroad.

Assessed Contributions

Assessed contributions are payments made by the federal government as a result of Canada's membership in an international organization. In order to maintain our status as a member in good standing, Canada is required to provide its share of the total operations costs.

B

Bilateral Assistance (as opposed to multilateral assistance)

Bilateral assistance is the disbursement of funds where the donor earmarks or controls the funds by specifying the recipient and/or other aspects of the initiative. Bilateral assistance can be undertaken:

- by a donor country directly with a developing country;
- with national and international non-governmental organizations (NGOs) active in development and other internal development-related transactions such as interest subsidies, spending on promotion of development awareness, debt reorganization and administrative costs; or
- with a multilateral organization when the donor effectively controls the disposal of the funds by specifying the recipient or other aspects of the disbursement.

Table A shows the breakdown of Canada’s bilateral and multilateral assistance by source and by channel.
Table D2 shows the breakdown of Canada’s bilateral assistance by recipient.

C

Canada Fund for Local Initiatives (CFLI)

The CFLI is a contributions program administered at Canadian missions abroad, which is used to advance Canadian interests and priorities in a targeted and flexible manner. It occupies a unique niche: distinct, yet complementary to other Global Affairs Canada programming (i.e., development, security, democracy, humanitarian responses). The CFLI funds small scale locally-developed projects of up to $50,000, worth $25,000 on average.

Channel

In the context of this report and international development statistics, the term “channel” is used to distinguish between bilateral and multilateral assistance (see definitions for bilateral assistance and multilateral assistance).

Civil Society (as opposed to Government Institutions or Private Sector Institutions of the market)

In this report, civil society includes:

- Canadian not-for-profit organizations that have a legal personality in Canada, including NGOs, international NGOs, volunteer cooperation agencies, cooperatives, unions and federations, faith-based organizations, professional associations, educational and policy research institutes;
- regional, national, and local institutions, not-for-profit organizations and agencies from developing countries and territories that have a legal personality; or
- international not-for-profit organizations that have a legal personality in the country in which their headquarters are located.

To be considered international, an organization must have an international membership and management, and its governing body must be elected regularly on an international basis.

See Table C1.

Cost of Refugees

Refers to costs for refugees during their first year in a donor country. It includes the estimated expenditures to bring refugees to a donor country and the costs associated with food, shelter and training. The methodology used is consistent with the OECD-DAC directives.

Note that only the costs covered by the federal government are considered ODA under the *Official Development Assistance Accountability Act*. See “About this report” at the beginning of this document.

See definition of ‘‘ODA-eligible imputed costs.’’

Counter-Terrorism Capacity Building Program

Improves the capacity of beneficiary states to prevent and respond to threats posed by terrorist activity through the provision of training, equipment, and technical and legal assistance.

Country Programs (as opposed to regional programs)

Country programs are presented in Table D1 and Table D2, and cover a broad range of activities. These include programs carried out directly with government organizations, including direct budget support. Funds are also managed through an executing agent, or local or international NGOs or institutions, depending on program delivery and the specific conditions and agreements reached with the recipient country.

D

Developmental Food Assistance

The term refers to the supply of edible human food under national or international programs, including transportation costs, cash payments made for food supplies, project food assistance and food assistance for market sales, excluding emergency food assistance. See definition of ‘‘emergency food assistance.’’

An example of developmental food assistance is the World Food Programme’s School Feeding Program. School meals encourage hungry children to attend school and help them concentrate on their studies.

Disaster Prevention and Preparedness

Refers to a specific set of humanitarian assistance activities that support disaster risk reduction (e.g. developing knowledge, natural risks cartography, legal norms for construction); early warning systems; and emergency contingency stocks and contingency planning, including preparations for forced displacement.

E

Emergency Food Assistance

This refers to a specific set of humanitarian assistance activities, including general free distribution or special supplementary feeding programs providing short-term relief to targeted population groups affected by emergency situations. The term excludes non-emergency food security assistance programs / food assistance. See ‘‘developmental food assistance.’’

Encashment of Notes, or Cash Basis (as opposed to issuance of notes)

A note encashment is a disbursement against a note that has been issued.

Expenditures

The term “expenditures” refers to:

- an amount spent (e.g. transfer payment in the form of a grant or contribution);
- a capital subscription or advance to an international financial institution in the form of a note issuance; or
- an estimated ODA-eligible cost (e.g. a cost for refugees in Canada).

Export Development Canada (EDC)

Canada reports as ODA concessional credits that it grants through the Export Development Corporation under Section 23 of the *Export Development Canada Act*. These concessional credits, meeting approved development criteria, are not, however, considered part of the regular assistance program budget (i.e. International Assistance Envelope).

Starting in 2020/21, EDC reports contributions to the HIPC debt initiative. These were previously reported by Finance Canada.

Note: The 2014/15 Statistical Report is prepared on an expenditures basis and the loan repayments for previous ODA loans are no longer netted out of the totals. These loans are presented in Table A for information only. Appendices 1 and 2 provide a detailed breakdown of Global Affairs Canada and EDC loan repayments by country.

F

Federation of Canadian Municipalities (FCM)

Any ODA expenditures are reported by the FCM on behalf of its members. Members of the FCM include Canada's largest cities, small urban and rural communities, and 17 major provincial and territorial municipal associations.

Finance Canada

This refers to ODA flows reported by the Department of Finance Canada, which is responsible for delivering a major portion of Canada’s ODA including Official Debt Relief, that is, debt reorganization that relieves the overall burden of debt in partner countries. Finance Canada also takes the lead in managing Canada’s relationship with the World Bank Group. The funding to the World Bank’s International Development Association and to the International Monetary Fund is reported to Parliament through the Main Estimates of the Department of Finance.

Note: The Department of Finance Canada no longer reports contributions to the Heavily Indebted Poor Countries Initiative. These are now reported by Export Development Canada.

FinDev Canada

A development finance institution that offers financial solutions and technical assistance to businesses in developing countries, with the potential to positively impact market development, empower women and mitigate climate change.

Fiscal Year

This report is prepared on the fiscal-year basis adopted by the Government of Canada. The fiscal year begins April 1st and ends March 31st.

G

General Budget Support

This refers to a particular category defined by the OECD-DAC as unearmarked contributions to the government budget, support for the implementation of macroeconomic reforms (structural adjustment programs, poverty reduction strategies) and general program assistance (when not allocable by sector).

Geographic Programs

Global Affairs Canada delivers the majority its bilateral assistance through country programs (see definition for “country programs”) or through regional programs (see definition of ‘‘regional programs”).

Global Affairs Canada

Under this department, Canada continues to advance its priorities abroad by undertaking diplomacy and programming in support of international peace and security, democracy, human rights and the rule of law. The development side of Global Affairs Canada remains dedicated to deliver tangible results for those most in need in the developing world and the department continues to provide whole-of-government coordination in response to international crises and natural disasters.

Global Issues and Development

This Global Affairs Canada Branch, formerly known as Multilateral and Global Programs Branch, manages the development aspects of Canada’s relations with multilateral organizations, provides financial support for these organizations, and helps determine their policies and programs throughout the world.

Global Issues and Development deliveres bilateral and multilateral assistance. See related definitions of ‘‘bilateral assistance’’ and ‘‘multilateral assistance.’’

Global Partnership Program

It is the main mechanism through which Canada supports international efforts through concrete projects to prevent the proliferation of weapons and materials of mass destruction and their potential use by terrorists.

Global Peace and Security Program

Responds to increasing international demand for Canadian support and involvement in complex crises, including conflicts and natural disasters, and coordinating whole-of-government engagements in fragile and conflict-affected states. The program also integrates policy, operations, coordination and programming in order to provide agile, timely and responsive programming to further advance the government's priorities in the important area of peace and security.

H

Health Canada

This refers to assistance expenditures incurred by the Department of Health Canada in support of the Pan-American Health Organization (PAHO). Through PAHO, Canada advances multilateral and bilateral relations in health, and provides technical cooperation and capacity building (see Table A).

Humanitarian Assistance

Humanitarian assistance is defined as assistance designed to save lives, alleviate suffering, and maintain and protect human dignity during emergencies and in their aftermath. Humanitarian assistance is delivered in a manner that is consistent with the principles of humanity, impartiality, neutrality and independence.

Humanitarian assistance includes:

- disaster prevention and preparedness;
- the provision of shelter, food, water, sanitation, and health services, and other items of assistance for the benefit of the affected people, and to facilitate the return to normal lives and livelihoods;
- measures to promote and protect the safety, welfare, and dignity of civilians and those no longer taking part in hostilities;
- rehabilitation, reconstruction, and transition assistance while the emergency situation persists

I

Imputed Foreign Student Costs

This refers to the cost of educating foreign students from ODA-eligible countries in Canada. It excludes tuition fees paid by foreign students or their sponsors. See definition of ‘‘ODA-eligible imputed costs.’’

International Assistance

Canada's international assistance includes all financial resources provided by Canadian governments (federal, provincial, or municipal) to support economic, environmental, social and political development in other (primarily developing) countries.

See section “Understanding this report” for more information.

International Assistance Envelope (IAE)

The International Assistance Envelope is a dedicated, whole-of-government pool of resources for international assistance. It funds the majority of Canada’s international assistance. Most of the activities funded by the IAE qualify as Official Development Assistance and comply with the requirements of Canada’s *Official Development Assistance Accountability Act.* Non-ODA eligible activities funded by the International Assistance Envelope include, for example, security, conflict prevention, stabilization or peacebuilding initiatives that do not meet ODA eligibility due to country eligibility or activity type.

International Business Development and Innovation

This Global Affairs Canada Branch supports private sector engagement and the management and administration of a number of international scholarship opportunities for Canadians and foreign students.

International Development Association (IDA)

The IDA is the part of the World Bank that helps the world’s poorest countries. The IDA is funded largely by contributions from the governments of its developed member countries. The IDA lends money (known as credits) on concessional terms. This means that IDA credits have no interest charge, and repayments are stretched out over 35 to 40 years, including a 10-year grace period. The IDA also provides grants to countries at risk of debt distress.

Canadian funding to IDA is managed by the Department of Finance Canada, and is represented in the form of note encashments.

International Development Research Centre (IDRC)

Refers to ODA spent by IDRC, a Canadian Crown corporation funded through the IAE that invests in knowledge, innovation and solutions to improve lives and livelihoods in the developing world.

International Financial Institution (IFI)

IFIs are financial institutions that have been established (or chartered) by more than one country and are therefore subject to international law. Their owners or shareholders are generally national governments, although other international institutions and other organizations occasionally figure as shareholders. The most prominent IFIs are creations of multiple nations, although some bilateral financial institutions (created by two countries) exist and are technically IFIs. Many of these are multilateral development banks. The best-known IFIs are the World Bank, the International Monetary Fund and regional development banks.

International Humanitarian Assistance Bureau

This Global Affairs Canada Bureau responds to funding requests from multilateral humanitarian organizations such as the United Nations World Food Programme, UNICEF and other experienced humanitarian partners, including the Red Cross Movement and NGOs, except in West Bank and Gaza where the country program also provides humanitarian assistance.

Refer to table B2 for a detailed summary of Canada’s international humanitarian assistance.

International Scholarship Program

Attracts international students and researchers to Canada by offering scholarships to Canadian and foreign students and by promoting government funded awards.

International Security and Crisis Response

This branch is responsible for coordinating Canadian peace and security objectives within Global Affairs Canada.

Investment Cooperation Program

The objective of this program is to support responsible, developmentally beneficial, private sector engagement in developing countries leading to sustained economic growth and poverty reduction.

L

Loan Repayments

In this report, loan repayments are the repayments to Canada of development-related loans by developing countries, whether the loans were issued by Global Affairs Canada or other departments. A detailed breakdown by country/organization is available in appendices 1 and 2.

Bilateral loans – Refers to repayments of loans granted by Global Affairs Canada to developing countries prior to 1986.

Multilateral loans – Refers to repayments of loans granted by Global Affairs Canada to the Andean Development Corporation, the African Development Bank and Inter-American Development Bank.

Long-term Institutional Support

Long-term institutional support, also known as core funding, is the business delivery model that allows the Government of Canada to provide financial support to entities (organizations, institutions or recipient countries) whose actions achieve development results that reflect the Government of Canada government goals and objectives.

In the *Statistical Report on International Assistance* , in accordance with international standards, long-term institutional support to multilateral organizations is counted as multilateral assistance, while long-term institutional support to NGOs is counted as bilateral assistance. In addition, long-term Institutional support to Multilateral Institutions includes ODA portion of assessed contributions. See definition of ‘‘assessed contributions.’’

M

Material Relief Assistance and Services

In Table B2, this refers to a specific set of humanitarian assistance activities:

- the provision of shelter, water, sanitation, and health services; supply of medicines; and other non-food relief items; and
- assistance to refugees and internally displaced people in developing countries other than for food or protection.

Mobilized Private Finance

Mobilized private finance refers to the participation of the private sector in sustainable development projects. Official actors such as Canada can attract private investment in developing countries by mitigating risk and improving the enabling environment. The financial engagement of the private sector in a particular project is “mobilized” because of Canada’s involvement to make the project financially viable.

Multilateral Assistance (as opposed to bilateral assistance), also known as long-term institutional support to multilateral organizations

Multilateral assistance is funding provided to a multilateral institution that:

- conducts all or part of its activities in favour of development;
- is an international agency, institution or organization whose members are governments, or a fund managed autonomously
- pools contributions so that they become an integral part of the financial assets.

In this report, the term ‘‘multilateral assistance’’ includes both ODA and non-ODA elements.

In an effort to estimate/impute the portion of assistance going through those organizations to developing countries, the OECD has developed a series of coefficients based the on flow of resources (on a calendar-year basis) disbursed by the organizations in the developing countries. This set of coefficients is used, in part, to estimate the disbursements shown in Table D3.

It is important to note that any methodology for imputing multilateral flows will always be an approximation. Multilateral flows in a given year are not exactly imputable to donors’ contributions in that year, no matter what methodology is used. Among the reasons for this are:

- General approximations and timing. The estimated country and sector amounts are counted when the government makes the payment to the organization and are based on the totality of the program, rather than when the payment is used by the ultimate recipient. Donors’ contributions to multilateral institutions are reportable in the year they are paid. Many trust funds aim to catalyze additional funding from other investors and donors. Such funds typically need to reach a certain funding threshold before disbursements begin, sometime after Canada’s contribution.
- Limits of data on multilateral outflows. While a number of multilateral agencies report to the OECD on the use of their funding (by country, by sector, etc.), some do not. Therefore, the country and sector breakdowns of those organizations are estimated using others sources, such as annual reports.
- Grants to lending institutions. Some institutions lend rather than grant funds. Their lending in any one year may be much greater than donors’ contributions, since it also draws on reflows of principal, interest receipts and transfers of funds within the institution.

Multilateral Organizations

The OECD-DAC defines multilateral organizations as international institutions with governmental membership that conduct all, or a significant part, of their activities in favour of development and assistance recipient countries. They include multilateral development banks (e.g. the World Bank and regional development banks), United Nations agencies, international public-private partnerships, and regional groupings (e.g. certain European Union and Arab agencies).

Global Affairs Canada; Health Canada; Public Health Agency of Canada; Environment and Climate Change Canada; Innovation, Science and Economic Development Canada; and the Canada Post Corporation made contributions toward regular budgets of certain multilateral organizations (also called long-term institutional support or core funding). These contributions can be considered as ODA either in whole or in part. The percentage value for each organization is provided by the OECD-DAC. See Table C2.

STATISTICAL REPORT ON INTERNATIONAL ASSISTANCE 2020-2021

N

National Defence, the Department of (DND)

This refers to ODA-eligible contributions on behalf of DND and the Canadian Armed Forces, such as the provision of humanitarian relief supplies. Military-type interventions (for example, bilateral peacekeeping missions) and other activities that are not development focused are not included in this report.

O

ODA-Eligible Imputed Costs

This describes a cost category that is eligible for ODA status under the OECD-DAC guidelines, but with no actual expenditure data readily available. Instead, an estimate is produced based on a statistical model and/or professional judgement. This includes the cost of refugees (first year), imputed foreign student costs, services provided without charge by other government departments and imputed interest on advance payments, for which definitions can be found in this glossary. The new Policy on Transfer Payments no longer requires departments to report the imputed interest costs on advance payments and therefore these costs no longer appear in the Statistical Report.

Office of Religious Freedom

The Religious Freedom Fund supports religious communities that are facing intolerance or persecution in their country outside Canada through projects in four areas: education on freedom of religion and pluralism, research and monitoring, interreligious dialogue, and legal and legislative support.

Official Bilateral Debt Relief

Official bilateral debt relief refers to debt-service relief negotiated through multilateral forums such as the Paris Club. The transfer of funds, administered by the Department of Finance Canada, is considered ODA-eligible.

Official Development Assistance (ODA)

Official Development Assistance (ODA) represents the vast majority of Canada’s international assistance.Canada accepts two definitions of ODA:

1. ODA, as defined by the Development Assistance Committee of the Organisation for Economic Co-operation and Development. It defines ODA as flows to countries and territories onthe DAC List of ODA recipients and to multilateral institutions. Funding must be provided by official agencies, including state and local governments, or by their executive agencies. Each transaction which is administered with the promotion ofthe economic development and welfare of developing countries as its main objective and/or is concessional in character.
2. ODA, as defined by Canada’s ODAAA, is used in Government of Canada publications. Canada’s ODAAA spending is compatible with the OECD-DAC
definition above, but it is only applicable to federal entities and, in addition must meet the 3 criteria setout in subsection 4.1 ofthe act: a)contribute to poverty reduction, b) take into account the perspectives of the poor, and c) be consistent with international human rights standards. International assistance to alleviate the effects of a disaster or other emergencies is also counted as ODA under the act.

Unless otherwise specified, “official development assistance’’ as used in this statistical report, refers to the definition in the ODAAA. ODA represents the vast majority of Canada’s international assistance. For more information, see section ‘‘Understanding this report’’ at the beginning of this document.

Operations and Management (see also administrative costs)

In this report, this term represents the operations and management costs directly incurred by the donor agency to cover the day-to-day costs of extending international assistance. See also “administrative costs”.

Other Official Assistance (also known as non-ODA)

This refers to activities that do not meet the conditions for eligibility as Official Development Assistance because they are not primarily aimed at development (e.g. counter-terrorism capacity building, military observers). On the other hand, incremental costs incurred for the use of the donor’s military equipment to deliver humanitarian assistance or perform development services are ODA-eligible (for example, emergency assistance by the Disaster Assistance Response Team). Activities outside the IAE that are not ODA eligible are considered out-of-scope of this report and hence not reported (e.g. military-related training, supply of military equipment and services to peacekeeping missions, and the forgiveness of debts incurred for military purposes).

P

Partnerships for Development Innovation

This Global Affairs Canada Branch provides opportunities for Canadians to engage in international development and contributes to initiatives designed and delivered predominantly by Canadian civil society organizations, private sector, colleges, universities, research entities, provincial and regional councils and foundations. The Branch facilitates knowledge exchange across the department, with civil society and international partners to advance innovative approaches to international development.

Payables at Year-End

The recording against the current fiscal year of liabilities incurred but which have not been paid by the end of the accounting period.

Program Assistance

This term refers to international assistance spending by Global Affairs Canada's assistance programs, excluding operations and management costs, and changes in the value of investments in IFIs.

Provincial Governments

This refers to international assistance programs of the provinces of Quebec, Manitoba, Alberta and Saskatchewan. For example, the Government of Quebec provides long-term institutional support to certain multilateral institutions such as the Organisation internationale de la Francophonie (OIF) and undertakes bilateral projects in a number of countries. The *Official Development Assistance Accountability Act* does not apply to these programs.

Public Health Agency of Canada

This refers to assistance expenditures incurred by the Public Health Agency of Canada in support of the Pan-American Health Organization (see Table A).

R

Regional Development Banks

These are International Financial Institutions (IFIs) that are owned and operated by member nations. They are designed to extend development loans and provide other assistance to member nations. The world's five regional development banks are the African Development Bank Group, Asian Development Bank, European Bank for Reconstruction and Development, Caribbean Development Bank and Inter-American Development Bank.

Regional Programs

Refers to regional programs managed by Global Affairs Canada's Geographic Programs Bureau (see definition) that address the regional issues countries face together. In Table D1 and Table D2, these programs are reported separately from country programs. See definition of "country programs."

Repayable Contributions

A contribution provided to a recipient institution for investment purposes, with the expectation of long-term reflows at conditions specified in the financing agreement. The provider assumes the risk of total or partial failure of the investment.

Royal Canadian Mounted Police (RCMP)

This refers to ODA disbursements made by the RCMP for bilateral programs aimed at post-conflict peacebuilding and security system management and reform.

S

Sector Codes (Table B1)

Sector codes are used to describe the purpose of assistance. The list of sectors is compiled by the OECD-DAC. From time to time, modifications are made with the approval of donor countries. The OECD-DAC sector classification contains the following broad categories:
(1) **social infrastructure and services** – covering the sectors of education, health, population, water, government, and civil society; (2) **economic infrastructure and services** – covering transport, communications, energy, banking and finance, and business services; (3) **production** – covering agriculture, forestry, fishing, industry, mining, construction, trade, and tourism; and (4) **multi-sector** – covering, for example, general environmental protection; other multi-sector assistance, including urban and rural development; and non-sector allocable assistance for contributions not susceptible to allocation by sector, such as general budget support, actions relating to debt, humanitarian assistance, and internal transactions in the donor country.

The sector of destination of a contribution provides the specific area of the recipient's economic or social structure the transfer is intended to foster. The sector classification does not refer to the type of goods or services provided.

Due to differences in timing and methodology, the figures reported in Table B1 will vary significantly from those reported in ''Table 5: Official Bilateral Commitments by Sector of Destination'' of the OECD-DAC's questionnaire on ODA.

There are three main reasons for these discrepancies:
- fiscal year vs. calendar year – The Statistical Report on Official Development Assistance is based on the Government of Canada's fiscal year; however, the DAC questionnaire is based on the calendar year.
- commitments vs. disbursements – The DAC's Table 5 is prepared on a commitment basis rather than when funds are actually disbursed.
- proportionate coding – Global Affairs Canada's systems permit coding many sectors against any given contribution; however, the OECD's reporting allows only for a single purpose code for each assistance project/program.

Services Provided Without Charge by Other Departments

This refers to costs incurred by other departments for accommodation, legal and cheque-issuing services rendered to Global Affairs Canada. See definition of "ODA-eligible imputed costs".

Services Rendered Abroad

Refer to the common services provided to Global Affairs Canada personnel, both Canada-based and locally engaged at Canada's diplomatic and consular missions abroad. These funds help to facilitate the presence of development officers in the field and support international assistance project implementation.

Strategic Communications Bureau

Amounts related to this bureau of Global Affairs Canada represent assistance program expenditures to promote development. The program supports the efforts of Canadians through mass media and educational initiatives.

Strategic Policy and Summits

This Global Affairs Canada branch, formerly known as Strategic Policy and Performance Branch, represents ODA-eligible international assistance expenditures made by Global Affairs Canada for representing Canada at international forums on development and ensuring that international commitments are reflected in Canadian development policies.

Sustainable Development Goals (SDGs)

In September 2015, Canada and 192 other UN member states adopted the 2030 Agenda for Sustainable Development. The 2030 Agenda is a 15-year global framework centred on an ambitious set of 17 Sustainable Development Goals (SDGs), 169 targets and over 230 indicators. The 2030 Agenda envisions a secure world free of poverty and hunger, with full and productive employment, access to quality education and universal health coverage, the achievement of gender equality and the empowerment of all women and girls, and an end to environmental degradation.

The 2030 Agenda is a global framework of action for people, planet, prosperity, peace and partnership. It integrates social, economic and environmental dimensions of sustainable development, as well as peace, governance and justice elements. It is universal in nature, meaning that developing and developed countries alike will implement the Agenda. Furthermore, the Agenda includes an overarching principle of ensuring that no one is left behind in the achievement of the SDGs.

Canada's international assistance projects can support multiple goals at the same time.

T

Total Official Support for Sustainable Development (TOSSD)

TOSSD is a new international statistical framework for monitoring official resources and private finance mobilized by official interventions in support of sustainable development. It encompasses all officially supported resource flows to promote sustainable development in developing countries, and to support development enablers and address global challenges at regional or global levels. As such, it includes almost all reported ODA. TOSSD also includes private resources mobilized by the official sector (e.g. through public-private partnerships).

U

Unallocable or Non-Allocable Assistance (as opposed to allocable assistance)

When assistance disbursements cannot be assigned by country or sector (e.g. costs of refugees in Canada), the disbursement is referred to as unallocable or non-allocable.